

IPEDS 2025-26 Data Collection System

IPEDS HELP DESK (877) 225-2568 | ipedshelp@rti.org
OMB NO. 1850-0582 v.33 : Approval Expires 8/31/2027
User ID: 88G6681

Cost II 2025-26

Institution: University of Oklahoma-Norman Campus (207500)

User ID: 88G6681

Overview

Cost Overview

The purpose of the Cost (CST) component is to collect information on student charges for Cost of Attendance estimates and to calculate an Average Net Price (ANP) for first-time, full-time undergraduate students to meet requirements of the Higher Education Act of 1965 (HEA), as amended. This component also collects information on tuition and fees for other groups of students.

Much of the data reported on CST appear on College Navigator, which is updated only one time after CST data have been reviewed by NCES. Therefore, any data reporting errors may stay on College Navigator for a full year.

Additionally, the ANP calculation has important implications for what students see about your institution, and also for the College Affordability and Transparency Center lists.

Data Reporting Reminder:

- Report data to accurately reflect the time period corresponding with the IPEDS survey component, even if such reporting is seemingly inconsistent with prior-year reporting.

Changes to reporting:

- No changes for the 2025-26 data collection period.

Resources:

- To download the survey materials for this component: [Survey Materials](#)
- To access your prior year data submission for this component: [Reported Data](#)

If you have questions about completing this survey, please contact the IPEDS Help Desk at 1-877-225-2568.

Institution: University of Oklahoma-Norman Campus (207500)

User ID: 88G6681

Screening Questions

Data changed on this page cannot be saved and therefore will not be changed in the Winter Collection Periods.**1. Does your institution offer institutionally-controlled housing (on-campus and/or off-campus)?***If you answer Yes to this question, you will be expected to specify a housing capacity, and to report a housing charge or a combined food and housing charge.*

- ☐ No
☒ Yes

Specify housing capacity for academic year 2025-26**2. Are all full-time, first-time degree/certificate-seeking students required to live on campus or in institutionally controlled housing?***This is only a screening question, and your response does not show up on College Navigator.**If you answer Yes to this question, you will not be asked to report off-campus food and housing in the cost of attendance. If you make ANY exceptions to this rule, please answer No so that this does not cause conflicts with the average net price calculation. Misreporting may lead to an inaccurate average net price calculation for your institution.*

- ☒ No
☐ Yes, and we do not make ANY (even one) exceptions to this rule

3. Does your institution charge different tuition rates for in-district, in-state, or out-of-state students?*If you answer Yes to this question, you will be expected to report different tuition amounts for in-district, in-state, and out-of-state students (as applicable).*Only select YES if you charge different tuition by students' residence status. You should not select YES and then report the same tuition rate 3 times.

- ☐ No
☒ Yes, please check all tuition rates charged by your institution
- ☐ In-district
☒ In-state
☒ Out-of-state

4. Do you offer food or meal plans to your students?*If you answer Yes to this question, you will be expected to report a food charge or combined food and housing charge (C10).*

- ☐ No
☐ Yes - Enter the number of meals per week for the meal plan with the largest number of meals available
- ☒ Yes - Number of meals per week can vary (e.g., students charge meals against a meal card)

5. Does your institution charge an application fee?

- ☐ No
☒ Yes - select checkboxes for the student level(s) that have an application fee and report the amount of application fee(s) in Section 1 Part A.
- ☒ Undergraduate programs
☒ Graduate programs (not including Doctor's-Professional practice)
☒ Doctor's-Professional Practice programs

6. For institutions that charge an application fee, can the application fee be waived for applicants that demonstrate financial need?

- ☐ No
☒ Yes (please indicate for which level(s) application fee can be waived)
- ☒ Undergraduate programs
☐ Graduate programs (not including Doctor's-Professional practice)
☒ Doctor's-Professional Practice programs

7. Indicate whether or not your institution participates in a Promise program.

- ☐ No
☒ Yes

8. Indicate whether or not any of the following alternative tuition plans are offered by your institution.

- ☐ No
☒ Yes [Check all that apply]
- ☒ Tuition guarantee
☐ Prepaid tuition plan
☒ Tuition payment plan
☐ Other (specify in box below)


9. For the purposes of awarding institutional financial aid, does your institution require asset information from students who qualify for the exemption from asset reporting on the FAFSA form?

- ☒ No
☐ Yes

10. For the purpose of awarding institutional financial aid, does your institution require additional financial information separate from the FAFSA form?

- ☒ No
☐ Yes (please include a website link to where your institution's website explains what additional financial information is required.)

Link URL:

 You may use the box below to provide additional context for the data you have reported above. Context notes will be posted on the College Navigator website. Therefore, you should write all context notes using proper grammar (e.g., complete sentences with punctuation) and common language that can be easily understood by students and parents (e.g., spell out acronyms).


Institution: University of Oklahoma-Norman Campus (207500)


User ID: 88G6681

Section 1 - Student Charges: Part A - Application fees

Data changed on this page cannot be saved and therefore will not be changed in the Winter Collection Periods.

If the institution charges an application fee, indicate the amount.

	 Amount	Prior year
Undergraduate application fee	<input type="text" value="50"/>	50
Graduate application fee (not including Doctor's-Professional practice)	<input type="text" value="50"/>	50
Doctor's-Professional Practice programs	<input type="text" value="50"/>	50

 You may use the box below to provide additional context for the data you have reported above. Context notes will be posted on the College Navigator website. Therefore, you should write all context notes using proper grammar (e.g., complete sentences with punctuation) and common language that can be easily understood by students and parents (e.g., spell out acronyms).

Institution: University of Oklahoma-Norman Campus (207500)

User ID: 88G6681

Section 1 - Student Charges: Part B - Cost of attendance for full-time, first-time undergraduate students

Reporting Reminders:

- These data will be made available to the public on College Navigator. If your institution participates in any Title IV programs (Federal Pell Grant, Federal Direct Loan, etc.), all information must be reported.
- For current year amounts: Please enter the amounts below.
- For prior year amounts: Please review the amounts below for accuracy and consistency with your institution's records and edit if needed. These data will be made available to the public on College Navigator.
- Estimates of expenses for books and supplies, food and housing, and other expenses are those from the Cost of Attendance report used by the financial aid office in determining financial need.

Charges for full academic year	2022-23	2023-24	2024-25	2025-26			
Tuition and required fees:					Tuition Guarantee (check only if applicable to entering students in 2025-26)		Guaranteed increase %
<u>In-district</u>							
Tuition	4,920	5,070	5,220	5,370	<input checked="" type="checkbox"/>	<input type="checkbox"/>	
Required fees	4,392	4,525	4,577	4,811		<input type="checkbox"/>	
Tuition + fees total	9,312	9,595	9,797	10,181			
<u>In-state</u>							
Tuition	4,920	5,070	5,220	5,370	<input checked="" type="checkbox"/>	<input type="checkbox"/>	
Required fees	4,392	4,525	4,577	4,811		<input type="checkbox"/>	
Tuition + fees total	9,312	9,595	9,797	10,181			
<u>Out-of-state</u>							
Tuition	21,488	22,140	22,800	23,490	<input checked="" type="checkbox"/>	<input type="checkbox"/>	
Required fees	4,392	4,525	4,577	4,811		<input type="checkbox"/>	
Tuition + fees total	25,880	26,665	27,377	28,301			
<u>Books and supplies</u>	800	800	800	800			
On-campus:							
Food and housing	12,200	13,310	13,630	15,798			
Other expenses	6,781	6,781	6,989	7,199			
Food and housing and other expenses total	18,981	20,091	20,619	22,997			
Off-campus (not with family):							
Food and housing	12,200	13,310	13,433	13,802			
Other expenses	6,781	6,781	6,989	7,199			
Food and housing and other expenses total	18,981	20,091	20,422	21,001			
Off-campus (with family):							
Food and housing			<input checked="" type="checkbox"/>	10,091	<input checked="" type="checkbox"/>		10,366
Other expenses	6,781	6,781	6,989	7,199			
Food and housing and other expenses total	6,781	6,781	17,080	17,565			

You may use the box below to provide additional context for the data you have reported above. Context notes will be posted on the College Navigator website. Therefore, you should write all context notes using proper grammar (e.g., complete sentences with punctuation) and common language that can be easily understood by students and parents (e.g., spell out acronyms).

- ☐ Non-applicable
- ☒ The Cost of Attendance varies by program.
- ☐ The Cost of Attendance or tuition and fee methodology changed from last year.
- ☒ We allow special Cost of Attendance allowance additions for some programs and student categories.
- ☐ Cost of Attendance updates are based on a recent (prior or current year) cost survey.
- ☒ Tuition and fees, and Cost of Attendance components vary by campus location.
- ☐ This is a U.S. Service Academy. All costs are covered, and students receive a stipend in exchange for a U.S. Armed Forces service commitment.
- ☒ First-year students must live on campus.
- ☐ The Tuition and Fees includes the estimated cost of a computer required for all students.
- ☐ The Tuition and Fees includes the cost of books and supplies.
- ☐ The Books and Supplies includes the estimated cost of a computer required for all students.
- ☒ The Cost of Attendance (COA) is based on a weighted average of student living arrangement categories while enrolled.
- ☒ The Cost of Attendance (COA) is based on a weighted average of costs for all students across Title IV eligible programs.

☐ Other


Institution: University of Oklahoma-Norman Campus (207500)

User ID: 88G6681

Section 1 - Student Charges: Part C - Tuition and Required Fees by Level (Undergraduate and Graduate [not including Doctor's-Professional practice])

Data changed on this page cannot be saved and therefore will not be changed in the Winter Collection Periods.*When reporting for graduate students, **do not include** tuition for Doctor's-Professional students. This will be collected separately.*

Average tuition and required fees to all students in each category for the full academic year 2025-26 should be included (not just first-time, full-time undergraduate students).						
Undergraduate students (all)	In-district	Prior year	In-state	Prior year	Out-of-state	Prior year
Full-time						
Tuition	5,370	5,220	5,370	5,220	23,490	22,800
Required fees	4,811	4,577	4,811	4,577	4,811	4,577
Part-time						
Tuition (per credit hour charges)	179	174	179	174	783	760
Required fees	160	150	160	150	160	150
Graduate students (not including Doctor's-Professional practice)	In-district	Prior year	In-state	Prior year	Out-of-state	Prior year
Full-time						
Tuition	<input checked="" type="checkbox"/> 7,088	9,174	<input checked="" type="checkbox"/> 7,088	9,174	<input checked="" type="checkbox"/> 20,030	25,963
Required fees	<input checked="" type="checkbox"/> 134	179	<input checked="" type="checkbox"/> 134	179	<input checked="" type="checkbox"/> 134	179
Part-time						
Tuition (per credit hour charges)	394	382	394	382	1,112	1,080
Required fees	7	7	7	7	7	7

 You may use the box below to provide additional context for the data you have reported above. Context notes will be posted on the College Navigator website. Therefore, you should write all context notes using proper grammar (e.g., complete sentences with punctuation) and common language that can be easily understood by students and parents (e.g., spell out acronyms).

Institution: University of Oklahoma-Norman Campus (207500)

User ID: 88G6681

Section 1 - Student Charges: Part D - Tuition and Required Fees by Level (Selected Doctor's-Professional Practice)

Data changed on this page cannot be saved and therefore will not be changed in the Winter Collection Periods.

Average tuition and required fees to all students in each category for the full academic year 2025-26 should be included. DO NOT include food and housing charges.				
	In-state		Out-of-state	
1. Chiropractic (D.C. or D.C.M.):				
Tuition				
Required fees				
2. Dentistry (D.D.S. or D.M.D.):				
Tuition				
Required fees				
3. Medicine (M.D.):				
Tuition				
Required fees				
4. Optometry (O.D.):				
Tuition				
Required fees				
5. Osteopathic Medicine (D.O.):				
Tuition				
Required fees				
6. Pharmacy (Pharm.D.):				
Tuition				
Required fees				
7. Podiatry (Pod.D., D.P., or D.P.M.):				
Tuition				
Required fees				
8. Veterinary Medicine (D.V.M.):				
Tuition				
Required fees				
9. Law (J.D.):				
Tuition		18,380		33,357
Required fees		7,354		7,354

Institution: University of Oklahoma-Norman Campus (207500)

User ID: 88G6681

Section 1 - Student Charges: Part E - Food and Housing

Data changed on this page cannot be saved and therefore will not be changed in the Winter Collection Periods.

What are the typical food and housing charges for a student for the full academic year 2025-26?
*If your institution offers food or housing at no charge to students, enter zero.
If you report food and housing separately, leave the combined charge blank. If you report a combined charge, leave the food and housing charges blank.*

Food and Housing charges	Amount	Prior year
Housing charge (Double occupancy)	<input type="text" value="7,700"/>	7,480
Food charge (Maximum plan)	<input type="text" value="6,930"/>	6,750
Combined food and housing charge (Answer only if you CANNOT separate food and housing charges.)	<input type="text" value="N/A"/>	

You may use the box below to provide additional context for the data you have reported above. Context notes will be posted on the College Navigator website. Therefore, you should write all context notes using proper grammar (e.g., complete sentences with punctuation) and common language that can be easily understood by students and parents (e.g., spell out acronyms).

Institution: University of Oklahoma-Norman Campus (207500)

User ID: 88G6681

Section 2 - Financial Aid Data : Part A - Establish Your Student Counts

Part A - Establish Your Student Counts

Instructions:
In the fields below, report the number of full-time, first-time degree/certificate-seeking undergraduate students enrolled in Fall 2024.

- Reporting Reminders:
- Part A establishes student counts.
 - The numbers on this screen are carried forward to other parts of the Cost survey component and checked for consistency with data reported in other survey components.

		CURRENT REPORTED DATA	PRIOR REPORTED DATA
		Fall 2024	Fall 2023
01	All full-time, first-time degree/certificate-seeking undergraduate students	<input type="text" value="4,783"/>	4,505
02	Of those on line 01, those (paying the lower of in-state or in-district tuition rate) who were awarded grant or scholarship aid from the federal government, state/local government, or the institution	<input type="text" value="2,332"/>	2,282
03	Of those on line 01, those (paying the lower of in-state or in-district tuition rate) who were awarded any Title IV federal student aid	<input type="text" value="1,392"/>	1,229

Institution: University of Oklahoma-Norman Campus (207500)

User ID: 88G6681

Section 2 - Financial Aid Data: Part B - full-time, first-time degree/certificate-seeking undergraduate students

Part B – Number of full-time, first-time degree/certificate-seeking undergraduate students paying different tuition rates

Instructions:

- In the fields below, report the number of full-time, first-time degree/certificate-seeking undergraduate students enrolled in Fall 2024 paying the lower of in-state or in-district tuition rate. If your institution does not offer different rates, report all students as paying in-state tuition rates.

Information from Part A		Fall 2024		
01	Full-time, first-time degree/certificate-seeking undergraduate students (This number is carried forward from Part A, Line 01)	4,783		
Full-time, first-time students:		YOUR CURRENT YEAR DATA		YOUR PRIOR YEAR DATA
		Fall 2024		Fall 2023
		Number of students	Percentage of students	Percentage of students
02	<u>paying in-district tuition rates</u>	<input type="text" value="0"/>	0	0
03	<u>paying in-state tuition rates</u>	<input type="text" value="2,358"/>	49	51
04	<u>paying out-of-state tuition rates</u>	<input type="text" value="2,425"/>	51	49
05	Unknown (calculated value) This value is calculated using the following formula: [Line 01-(Line 02 +Line 03 +Line 04)]	<input type="text" value="0"/>	0	0

Institution: University of Oklahoma-Norman Campus (207500)


User ID: 88G6681

Section 2 - Financial Aid Data: Part C - full-time, first-time degree/certificate-seeking undergraduate students Awarded Grant & Scholarship Aid**Part C - Enter information about full-time, first-time degree/certificate-seeking undergraduate students paying the lower of in-state or in-district tuition rate who were awarded grant or scholarship aid from the following sources: the federal government, state/local government, or the institution**

Reporting Reminders:

- **The information you report in this part will be used in Section 3 to calculate an institutional average net price (ANP)**
- Do not include students who received HEERF grants only.
- For this part, report:
 - **Students:** Full-time, first-time degree/certificate-seeking undergraduate students enrolled in Fall 2024 for the 2024-25 academic year as defined by the institution paying the lower of in-state or in-district tuition rate who were awarded grant or scholarship aid from the following sources: the federal government, state/local government, or the institution (Do not include students awarded only grant or scholarship aid from private or other sources, or students awarded only non-grant aid)
 - **Aid Types:** Grant or scholarship aid from the federal government, state/local government, and/or the institution. (Do not include grant or scholarship aid from private or other sources, parent PLUS loans, federal student loans, private loans, HEERF grants, and/or Federal Work Study amounts)
 - **Award period:** Any time during academic year 2024-25, including cross-over financial aid award periods assigned to the 2024-25 academic year.

Information from Part A:		PRIOR REPORTED DATA Fall 2022	PRIOR REPORTED DATA Fall 2023	CURRENT REPORTED DATA Fall 2024
01	Full-time, first-time degree/certificate-seeking undergraduate students paying the lower of in-state or in-district tuition rate who were awarded grant or scholarship aid from the following sources: the federal government, state/local government, or the institution (This number is carried forward from Part A, Line 02)	<input type="text" value="2,180"/>	<input type="text" value="2,282"/>	<input type="text" value="2,332"/>
Report the number of these students from Part A, Line 02 with the following living arrangements:		PRIOR REPORTED DATA Fall 2022	PRIOR REPORTED DATA Fall 2023	CURRENT REPORTED DATA Fall 2024
02	<input type="checkbox"/> On-campus	<input type="text" value="2,078"/>	<input type="text" value="1,685"/>	<input type="text" value="1,650"/>
03	<input type="checkbox"/> Off-campus (with family).	<input type="text" value="46"/>	<input checked="" type="checkbox"/> <input type="text" value="239"/>	<input type="text" value="271"/>
04	<input type="checkbox"/> Off-campus (not with family).	<input type="text" value="20"/>	<input checked="" type="checkbox"/> <input type="text" value="76"/>	<input checked="" type="checkbox"/> <input type="text" value="103"/>
05	Unknown (calculated) This value is calculated using the following formula: Line 01 - (Line 02 +Line 03 +Line 04)	<input type="text" value="36"/>	<input type="text" value="282"/>	<input type="text" value="308"/>
06	Report the total amount of grant or scholarship aid from the federal government, state/local government, or the institution awarded to these students. Do not include HEERF grants.	Award period 2022-23 <input type="text" value="19,470,430"/>	Award period 2023-24 <input type="text" value="23,553,365"/>	Award period 2024-25 <input type="text" value="25,221,925"/>
07	Average grant or scholarship aid from the federal government, state/local government, or the institution awarded to full-time, first-time degree/certificate undergraduate students (calculated value). This value is calculated using the following formula: Line 06/Line 01	<input type="text" value="8,931"/>	<input type="text" value="10,321"/>	<input type="text" value="10,816"/>

 You may use the box below to provide additional context for the data you have reported above. Context notes will be posted on the College Navigator website. Therefore, you should write all context notes using proper grammar (e.g., complete sentences with punctuation) and common language that can be easily understood by students and parents (e.g., spell out acronyms).

Institution: University of Oklahoma-Norman Campus (207500)

User ID: 88G6681

Section 2 - Financial Aid Data: Part D - full-time, first-time degree/certificate-seeking undergraduate students Awarded Title IV Aid

Full-time, first-time degree/certificate-seeking undergraduate students paying the lower of in-state or in-district tuition rate awarded any Title IV federal student aid.

Reporting Reminders:

- The information you report in this part will be used in Section 3 to calculate an institutional average net price (ANP) by income level.
- Do not include students who received HEERF grants only.
- For this part, report:
 - **Students:** Full-time, first-time degree/certificate-seeking undergraduate students enrolled Fall 2024 for the 2024-25 academic year as defined by the institution paying the lower of in-state or in-district tuition rate who were awarded any Title IV federal student aid


Information from Part A:		PRIOR REPORTED DATA Fall 2022	PRIOR REPORTED DATA Fall 2023	CURRENT REPORTED DATA Fall 2024
01	Full-time, first-time degree/certificate-seeking undergraduate students paying the lower of in-state or in-district tuition rate who were awarded any Title IV federal student aid (This number is carried forward from Part A, Line 03) Report the number of these students with the following living arrangements:	<input type="text" value="1,171"/>	<input type="text" value="1,229"/>	<input type="text" value="1,392"/>
Report the number of these students from Part A, Line 01 with the following living arrangements:		PRIOR REPORTED DATA Fall 2022	PRIOR REPORTED DATA Fall 2023	CURRENT REPORTED DATA Fall 2024
		2022-23	2023-24	2024-25
02	<u>On-campus</u>	<input type="text" value="1,139"/>	<input type="text" value="1,028"/>	<input type="text" value="1,118"/>
03	<u>Off-campus (with family)</u>	<input type="text" value="25"/>	<input checked="" type="checkbox"/> <input type="text" value="149"/>	<input checked="" type="checkbox"/> <input type="text" value="196"/>
04	<u>Off-campus (not with family)</u>	<input type="text" value="7"/>	<input checked="" type="checkbox"/> <input type="text" value="52"/>	<input checked="" type="checkbox"/> <input type="text" value="78"/>
05	Unknown (calculated) This value is calculated using the formula: [Line 01 - (Line 02 +Line 03 + Line 04)]	<input type="text" value="0"/>	<input type="text" value="0"/>	<input type="text" value="0"/>

Full-Time, First-Time Degree/Certificate Undergraduates Awarded Title IV Aid				
	Number of students awarded any Title IV aid	Of those in Column 1, the number awarded any grant or scholarship aid from the following sources: the federal government, state/local government, or the institution	For those in Column 1, the total amount of grant or scholarship aid awarded from the following sources: the federal government, state/local government, or the institution	i Average amount of federal, state/local, and institutional grant or scholarship aid awarded to students in Column 1
2022-23				
Income level	Col. 1	Col. 2	Col. 3	Col. 4
01 \$0-30,000	<input type="text" value="303"/>	<input type="text" value="303"/>	<input type="text" value="4,932,322"/>	<input type="text" value="16,278"/>
02 \$30,001-48,000	<input type="text" value="248"/>	<input type="text" value="248"/>	<input type="text" value="3,745,495"/>	<input type="text" value="15,103"/>
03 \$48,001-75,000	<input type="text" value="208"/>	<input type="text" value="208"/>	<input type="text" value="2,346,604"/>	<input type="text" value="11,282"/>
04 \$75,001-110,000	<input type="text" value="130"/>	<input type="text" value="130"/>	<input type="text" value="941,254"/>	<input type="text" value="7,240"/>
05 \$110,001 and more	<input type="text" value="282"/>	<input type="text" value="278"/>	<input type="text" value="1,407,346"/>	<input type="text" value="4,991"/>
06 Total all income levels	<input type="text" value="1,171"/>	<input type="text" value="1,167"/>	<input type="text" value="13,373,021"/>	<input type="text" value="11,420"/>

	Number of students awarded any Title IV aid	Of those in Column 1, the number awarded any grant or scholarship aid from the following sources: the federal government, state/local government, or the institution	For those in Column 1, the total amount of grant or scholarship aid awarded from the following sources: the federal government, state/local government, or the institution	i Average amount of federal, state/local, and institutional grant or scholarship aid awarded to students in Column 1
2023-24				
Income level	Col. 1	Col. 2	Col. 3	Col. 4
01 \$0-30,000	<input type="text" value="263"/>	<input type="text" value="263"/>	<input type="text" value="4,829,459"/>	<input type="text" value="18,363"/>
02 \$30,001-48,000	<input type="text" value="233"/>	<input type="text" value="233"/>	<input type="text" value="4,256,846"/>	<input type="text" value="18,270"/>
03 \$48,001-75,000	<input type="text" value="247"/>	<input type="text" value="247"/>	<input type="text" value="3,541,075"/>	<input type="text" value="14,336"/>
04 \$75,001-110,000	<input type="text" value="134"/>	<input type="text" value="133"/>	<input type="text" value="1,277,066"/>	<input type="text" value="9,530"/>
05 \$110,001 and more	<input type="text" value="352"/>	<input type="text" value="346"/>	<input type="text" value="2,775,944"/>	<input type="text" value="7,886"/>
06 Total all income levels	<input type="text" value="1,229"/>	<input type="text" value="1,222"/>	<input type="text" value="16,680,390"/>	<input type="text" value="13,572"/>

	Number of students awarded any Title IV aid	Of those in Column 1, the number awarded any grant or scholarship aid from the following sources: the federal government, state/local government, or the institution	For those in Column 1, the total amount of grant or scholarship aid awarded from the following sources: the federal government, state/local government, or the institution	i Average amount of federal, state/local, and institutional grant or scholarship aid awarded to students in Column 1
2024-25				
Income level	Col. 1	Col. 2	Col. 3	Col. 4
01 \$0-30,000	<input type="text" value="215"/>	<input type="text" value="215"/>	<input type="text" value="3,887,758"/>	<input checked="" type="checkbox"/> <input type="text" value="18,083"/>
02 \$30,001-48,000	<input type="text" value="214"/>	<input type="text" value="214"/>	<input type="text" value="4,020,157"/>	<input type="text" value="18,786"/>
03 \$48,001-75,000	<input type="text" value="250"/>	<input type="text" value="250"/>	<input type="text" value="4,046,267"/>	<input type="text" value="16,185"/>
04 \$75,001-110,000	<input type="text" value="167"/>	<input type="text" value="167"/>	<input type="text" value="1,695,934"/>	<input type="text" value="10,155"/>

05	\$110,001 and more	546	544	5,496,333	10,067
06	Total all income levels	1,392	1,390	19,146,449	13,755

 You may use the box below to provide additional context for the data you have reported above. Context notes will be posted on the College Navigator website. Therefore, you should write all context notes using proper grammar (e.g., complete sentences with punctuation) and common language that can be easily understood by students and parents (e.g., spell out acronyms).

Institution: University of Oklahoma-Norman Campus (207500)

User ID: 88G6681


Section 3 - Average Net Price: Part A - Net Price for full-time, first-time degree/certificate-seeking undergraduate students Awarded Grant & Scholarship Aid

Part A – Average net price calculation for full-time, first-time degree/certificate-seeking undergraduate students paying the lower of in-state or in-district tuition rate awarded grant or scholarship aid from the federal government, state/local government, or the institution

Note:

- The following average net price (ANP) values are calculated by the IPEDS Data Collection System and based on Cost of Attendance (COA) and selected financial aid information reported in Sections 1 and 2, respectively, of the Cost survey component. For more information about the data your institution reported in Sections 1 and 2, please contact your institution's IPEDS Keyholder.

Cost of attendance components			PRIOR REPORTED DATA	PRIOR REPORTED DATA	CURRENT REPORTED DATA
			2022-23	2023-24	2024-25
01	Tuition and required fees (lower of in-state or in-district tuition rate)		9,312	9,595	9,797
02	Books and supplies		800	800	800
	Food and housing and other expenses by living arrangement				
03		On-campus	18,981	20,091	20,619
04		Off-campus (with family)	6,781	6,781	17,080
05		Off-campus (not with family)	18,981	20,091	20,422
Number of these students by living arrangement			PRIOR REPORTED DATA	PRIOR REPORTED DATA	CURRENT REPORTED DATA
			2022-23	2023-24	2024-25
06		On-campus	2,078	1,685	1,650
07		Off-campus (with family)	46	239	271
08		Off-campus (not with family)	20	76	103
09		Unknown	36	282	308
10	Weighted average for food and housing and other expenses by number of students for each living arrangement (excluding unknown values) See instructions for the formula for this calculation		18,719	18,500	20,135
11	Total cost of attendance This value is calculated using the following formula: [Line 01 + Line 02 + Line 10]		28,831	28,895	30,732
12	Average amount of grant or scholarship aid awarded to these students from the following sources: the federal government, state/local government, and the institution		8,931	10,321	10,816
13	Average institutional net price for these students This value is calculated using the following formula: [Line 11 - Line 12]		19,900	18,574	19,916
As required by the <i>Higher Education Act of 1965, as amended</i> , these amounts will be posted on the U.S. Department of Education's College Navigator website and used in the U.S. Department of Education's College Affordability and Transparency Lists.					

 You may use the box below to provide additional context for the data you have reported above. Context notes will be posted on the College Navigator website. Therefore, you should write all context notes using proper grammar (e.g., complete sentences with punctuation) and common language that can be easily understood by students and parents (e.g., spell out acronyms).

Institution: University of Oklahoma-Norman Campus (207500)

User ID: 88G6681


Section 3 - Average Net Price: Part B - Net Price for full-time, first-time degree/certificate-seeking undergraduate students Awarded Title IV Aid

Net Price Calculation for Full-time, first-time degree/certificate-seeking undergraduate students awarded any Title IV federal student aid.

Note:

- The following average net price (ANP) values are calculated by the IPEDS Data Collection System and based on Cost of Attendance (COA) and selected financial aid information reported in Sections 1 and 2, respectively, of the Cost survey component. For more information about the data your institution reported in Sections 1 and 2, please contact your institution's IPEDS Keyholder.

Cost of attendance of components			PRIOR REPORTED DATA	PRIOR REPORTED DATA	CURRENT REPORTED DATA
			2022-23	2023-24	2024-25
01	Tuition and required fees (lower of in-state or in-district tuition rate)		9,312	9,595	9,797
02	Books and supplies		800	800	800
Food and housing and other expenses by living arrangement					
03		On-campus	18,981	20,091	20,619
04		Off-campus (with family)	6,781	6,781	17,080
05		Off-campus (not with family)	18,981	20,091	20,422
Number of these students by living arrangement			PRIOR REPORTED DATA 2022-23	PRIOR REPORTED DATA 2023-24	CURRENT REPORTED DATA 2024-25
06		On-campus	1,139	1,028	1,118
07		Off-campus (with family)	25	149	196
08		Off-campus (not with family)	7	52	78
09		Unknown	0	0	0
10	Weighted average for food and housing and other expenses by number of students for each living arrangement (excluding unknown values) See instructions for the formula for this calculation		18,721	18,477	20,110
11	Total cost of attendance This value is calculated using the following formula: [G01+G02+G10]		28,833	28,872	30,707
12	Average amount of grant or scholarship aid awarded to these students from the following sources: the federal government, state/local government, and the institution				
13		\$0-30,000	16,278	18,363	18,083
14		\$30,001-48,000	15,103	18,270	18,786
15		\$48,001-75,000	11,282	14,336	16,185
16		\$75,001-110,000	7,240	9,530	10,155
17		\$110,001 and more	4,991	7,886	10,067
18		Total all income levels	11,420	13,572	13,755
Average institutional net price for full-time, first-time degree/certificate-seeking undergraduate students (paying the lower of in-state or in-district tuition rate) who were awarded any Title IV federal student aid by income level. This value is calculated using the following formula: [Line 11-(Line 13 through 18, respectively)]					
19		\$0-30,000	12,555	10,509	12,624
20		\$30,001-48,000	13,730	10,602	11,921
21		\$48,001-75,000	17,551	14,536	14,522
22		\$75,001-110,000	21,593	19,342	20,552
23		\$110,001 and more	23,842	20,986	20,640
24		Total all income levels	17,413	15,300	16,952
As required by the Higher Education Act of 1965, as amended, these amounts will be posted on the U.S. Department of Education's College Navigator website.					

 You may use the box below to provide additional context for the data you have reported above. Context notes will be posted on the College Navigator website. Therefore, you should write all context notes using proper grammar (e.g., complete sentences with punctuation) and common language that can be easily understood by students and parents (e.g., spell out acronyms).

Institution: University of Oklahoma-Norman Campus (207500)

User ID: 88G6681

Prepared by

Prepared by

Reporting Reminders:

- The name of the preparer is being collected so that we can follow up with the appropriate person in the event that there are questions concerning the data.
- The Keyholder will be copied on all email correspondence to other preparers.
- The time it took to prepare this component is being collected so that we can continue to improve our estimate of the reporting burden associated with IPEDS.
- Please include in your estimate the time it took for you to review instructions, query and search data sources, complete and review the component, and submit the data through the Data Collection System.
- Thank you for your assistance.

This survey component was prepared by:					
<input type="radio"/>	Keyholder	<input checked="" type="radio"/>	SFA Contact	<input type="radio"/>	HR Contact
<input type="radio"/>	Finance Contact	<input type="radio"/>	Other		
Name: <input type="text" value="Brendan Hill"/>					
Email: <input type="text" value="bbhill@ou.edu"/>					

How many staff from your institution only were involved in the data collection and reporting process of this survey component?	
<input type="text" value="2.00"/>	Number of Staff (including yourself)

How many hours did you and others from your institution only spend on each of the steps below when responding to this survey component?					
Exclude the hours spent collecting data for state and other reporting purposes.					
Staff member	Collecting Data Needed	Revising Data to Match IPEDS Requirements	Entering Data	Revising and Locking Data	
Your office	<input type="text" value="2.00"/> hours	<input type="text"/> hours	<input type="text" value="1.00"/> hours	<input type="text"/> hours	
Other offices	<input type="text" value="1.00"/> hours	<input type="text"/> hours	<input type="text" value="0.00"/> hours	<input type="text"/> hours	

Institution: University of Oklahoma-Norman Campus (207500)

User ID: 88G6681

Summary

Cost | Component Summary

The purpose of this summary is to provide you an opportunity to view some of the data that, when accepted through the IPEDS quality control process, will appear on the [College Navigator](#) website and/or your institution's Data Feedback Report (DFR). In addition, all data reported in IPEDS survey components become publicly available through the [IPEDS Use the Data](#) and appear as aggregated statistics in various Department of Education reports. [College Navigator](#) is updated approximately three months after the data collection period closes and DFRs will be available through the [IPEDS Use the Data](#).

Please review your data for accuracy. If you have questions about the data displayed below or after reviewing the data reported on the survey screens, please contact the IPEDS Help Desk at: 1-877-225-2568 or ipedshelp@rti.org.

GENERAL INFORMATION	
Reporter Type	Academic
Calendar System	Semester
Award Levels Offered	Postsecondary awards, certificates, or diplomas of 300-899 clock hours...
	Bachelor's degree
	Postbaccalaureate certificate
	Master's degree
	Doctor's degree - research/scholarship
Levels of Enrollment Offered	Doctor's degree - professional practice
	Full-time Undergraduate
	Full-time First-time, degree/certificate-seeking Undergraduate
	Full-time Graduate (not including doctor's professional)
	Part-time Undergraduate
System	Part-time First-time, degree/certificate-seeking Undergraduate
	Part-time Graduate (not including doctor's professional)
	Doctor's degree - professional practice programs
System	No system

PRICING INFORMATION					
Alternative Tuition Plans		Tuition guarantee			
		Tuition payment plan			
Promise program		Yes			
Full-time Undergraduate Tuition and Fees					
	Average full-time undergraduate student tuition and fees for academic year 2025-26	Tuition		Fees	
	In-state	5,370		4,811	
	Out-of-state	23,490		4,811	
Full-time Graduate Tuition and Fees					
	Average full-time graduate student tuition and fees for academic year 2025-26	Tuition		Fees	
	In-state	7,088		134	
	Out-of-state	20,030		134	
First-time, Full-time Undergraduate Cost of Attendance					
	Estimated expenses for academic year	2022-23	2023-24	2024-25	2025-26
	In-state tuition and fees	9,312	9,595	9,797	10,181
	Out-of-state tuition and fees	25,880	26,665	27,377	28,301
	Books and supplies	800	800	800	800
	On-campus food and housing	12,200	13,310	13,630	15,798
	On-campus other expenses	6,781	6,781	6,989	7,199
	Off-campus food and housing	12,200	13,310	13,433	13,802
	Off-campus other expenses	6,781	6,781	6,989	7,199
	Off-campus with family food and housing			10,091	10,366
	Off-campus with family other expenses	6,781	6,781	6,989	7,199

Average Net Price				
		2022-23	2023-24	2024-25
Average institutional net price for Full-time, first-time degree/certificate-seeking undergraduate students paying the lower of in-state or in-district tuition rate for public institutions who were awarded grant or scholarship aid from the federal government, state/local government, or the institution		19,900	18,574	19,916
Average institutional net price for full-time, first-time degree/certificate-seeking undergraduate students paying the lower of in-state or in-district tuition rate for public institutions who were awarded any Title IV federal student aid by income level.				
\$0-30,000		12,555	10,509	12,624
\$30,001-48,000		13,730	10,602	11,921
\$48,001-75,000		17,551	14,536	14,522
\$75,001-110,000		21,593	19,342	20,552
\$110,001 and more		23,842	20,986	20,640
Total all income levels		17,413	15,300	16,952

Institution: University of Oklahoma-Norman Campus (207500)

User ID: 88G6681

Edit Report

Cost II

Source	Description	Severity	Resolved	Options
Screen: Section 1 - Student Charges: Part B - Cost of attendance for full-time, first-time undergraduate students				
Perform Edits	You indicated on the Screening Questions screen that your institution offers a tuition guarantee, but you did not check the tuition guarantee box on the Section 1 - Part B - Cost of Attendance screen. Please correct your data or explain the discrepancy. (Error #11226)	Explanation	Yes	
Reason	OU's guaranteed tuition plan is optional. Because it does not apply to all undergraduate students, checking the box and providing an increase percentage is not appropriate.			
Perform Edits	You indicated on the Screening Questions screen that your institution offers a tuition guarantee, but you did not check the tuition guarantee box on the Section 1 - Part B - Cost of Attendance screen. Please correct your data or explain the discrepancy. (Error #11226)	Explanation	Yes	
Reason	OU's guaranteed tuition plan is optional. Because it does not apply to all undergraduate students, checking the box and providing an increase percentage is not appropriate.			
Perform Edits	You indicated on the Screening Questions screen that your institution offers a tuition guarantee, but you did not check the tuition guarantee box on the Section 1 - Part B - Cost of Attendance screen. Please correct your data or explain the discrepancy. (Error #11226)	Explanation	Yes	
Reason	OU's guaranteed tuition plan is optional. Because it does not apply to all undergraduate students, checking the box and providing an increase percentage is not appropriate.			
Screen Entry	For students living Off-Campus (with family), any charges reported for food and housing are expected to be small, as it is assumed that students living at home with parents will be responsible for minimal food and housing costs. Please review your student financial aid budget(s), and if this amount is determined to be correct, please provide an explanation for the value reported. Otherwise, please revise your data. (Error #11564)	Explanation	Yes	
Reason	Housing and food expenditures for students living with parents allow full food cost and half of the low housing cost rate with the additional difference due to parental support.			
Screen Entry	For students living Off-Campus (with family), any charges reported for food and housing are expected to be small, as it is assumed that students living at home with parents will be responsible for minimal food and housing costs. Please review your student financial aid budget(s), and if this amount is determined to be correct, please provide an explanation for the value reported. Otherwise, please revise your data. (Error #11564)	Explanation	Yes	
Reason	Housing and food expenditures for students living with parents allow full food cost and half of the low housing cost rate with the additional difference due to parental support.			
Screen: Section 1 - Student Charges: Part C - Tuition and Required Fees by Level (Undergraduate and Graduate [not including Doctor's-Professional practice])				
Screen Entry	This value is expected to be within 20% of the prior year amount. Please correct your data or explain. (Error #11110)	Explanation	Yes	
Reason	This year we are calculating based on full-time hours of 18 for an academic year, rather than the 24 used last year. An analysis of our student enrollment patterns indicated 18 per year is the average course load, so we adjusted it per survey instructions.			
Screen Entry	This value is expected to be within 20% of the prior year amount. Please correct your data or explain. (Error #11110)	Explanation	Yes	
Reason	This year we are calculating based on full-time hours of 18 for an academic year, rather than the 24 used last year. An analysis of our student enrollment patterns indicated 18 per year is the average course load, so we adjusted it per survey instructions.			
Screen Entry	This value is expected to be within 20% of the prior year amount. Please correct your data or explain. (Error #11110)	Explanation	Yes	
Reason	This year we are calculating based on full-time hours of 18 for an academic year, rather than the 24 used last year. An analysis of our student enrollment patterns indicated 18 per year is the average course load, so we adjusted it per survey instructions.			
Screen Entry	This value is expected to be within 20% of the prior year amount. Please correct your data or explain. (Error #11110)	Explanation	Yes	
Reason	This year we are calculating based on full-time hours of 18 for an academic year, rather than the 24 used last year. An analysis of our student enrollment patterns indicated 18 per year is the average course load, so we adjusted it per survey instructions.			
Screen Entry	This value is expected to be within 20% of the prior year amount. Please correct your data or explain. (Error #11110)	Explanation	Yes	
Reason	This year we are calculating based on full-time hours of 18 for an academic year, rather than the 24 used last year. An analysis of our student enrollment patterns indicated 18 per year is the average course load, so we adjusted it per survey instructions.			
Screen Entry	This value is expected to be within 20% of the prior year amount. Please correct your data or explain. (Error #11110)	Explanation	Yes	
Reason	This year we are calculating based on full-time hours of 18 for an academic year, rather than the 24 used last year. An analysis of our student enrollment patterns indicated 18 per year is the average course load, so we adjusted it per survey instructions.			
Screen: Section 2 - Financial Aid Data: Part C - full-time, first-time degree/certificate-seeking undergraduate students Awarded Grant & Scholarship Aid				
Screen Entry	The number entered is outside the expected range of between 54 and 98 when compared with the prior year value. Please correct your data or explain. (Error #7169)	Explanation	Yes	
Reason	Higher percentage of students were approved for off-campus housing exemptions due to growing class size.			
Screen Entry	The number entered is outside the expected range of between 33 and 59 when compared with the prior year value. Please correct your data or explain. (Error #7169) This edit and explanation were retained from the prior year (for reference) and do not need to be re-explained in the current year edit report.	Explanation	Yes	
Reason	Additional logic has been utilized to more accurately determine a student's current housing situation and any subsequent changes that may have occurred since the student completed his/her FAFSA.			

Screen Entry	The number entered is outside the expected range of between 1 and 33 when compared with the prior year value. Please correct your data or explain. (Error #7169) This edit and explanation were retained from the prior year (for reference) and do not need to be re-explained in the current year edit report.	Explanation	Yes	
Reason	Additional logic has been utilized to more accurately determine a student's current housing situation and any subsequent changes that may have occurred since the student completed his/her FAFSA.			
Screen: Section 2 - Financial Aid Data: Part D - full-time, first-time degree/certificate-seeking undergraduate students Awarded Title IV Aid				
Screen Entry	The number entered is outside the expected range of between 18 and 32 when compared with the prior year value. Please correct your data or explain. (Error #7169) This edit and explanation were retained from the prior year (for reference) and do not need to be re-explained in the current year edit report.	Explanation	Yes	
Reason	Additional logic has been utilized to more accurately determine a student's current housing situation and any subsequent changes that may have occurred since the student completed his/her FAFSA.			
Screen Entry	The number entered is outside the expected range of between 1 and 33 when compared with the prior year value. Please correct your data or explain. (Error #7169) This edit and explanation were retained from the prior year (for reference) and do not need to be re-explained in the current year edit report.	Explanation	Yes	
Reason	Additional logic has been utilized to more accurately determine a student's current housing situation and any subsequent changes that may have occurred since the student completed his/her FAFSA.			
Screen Entry	The number entered is outside the expected range of between 105 and 193 when compared with the prior year value. Please correct your data or explain. (Error #7169)	Explanation	Yes	
Reason	Higher portion of FTFTDSUG students are receiving on-campus housing exemptions due to increasing student body.			
Screen Entry	The number entered is outside the expected range of between 37 and 67 when compared with the prior year value. Please correct your data or explain. (Error #7169)	Explanation	Yes	
Reason	Higher portion of FTFTDSUG students are receiving on-campus housing exemptions due to increasing student body.			
Screen Entry	The calculated average amount of grant or scholarship aid awarded to FTFT awarded Title IV Aid students from the federal government, state/local government, or the institution for this income level is smaller than expected in comparison with the other income levels. Please check the values reported for the number of these students who were awarded any Title IV aid (Col. 1) and the total amount of grant or scholarship aid awarded to them (Col. 3) and correct your data or explain the discrepancy. (Error #7317)	Explanation	Yes	
Reason	Due to FAFSA simplification and changes to TIV eligibility rules, aid eligibility is now more loosely related to AGI than in the past due to SAI calculation changes.			