

IPEDS 2025-26

Data Collection System

IPEDS HELP DESK (877) 225-2568 | ipedshelp@rti.org
OMB NO. 1850-0582 v.33 : Approval Expires 8/31/2027
User ID: 88G6681

12-month Enrollment 2025-26

Institution: University of Oklahoma-Norman Campus (207500)

User ID: 88G6681

Overview

12-month Enrollment Overview

The 12-month Enrollment survey component collects unduplicated student enrollment counts and instructional activity data for an entire 12-month period. Using the instructional activity data reported, a full-time equivalent (FTE) student enrollment at the undergraduate and graduate level is estimated (4-year institutions only). Institutions with Doctor's - professional practice students will also report the FTE enrollment of those students (4-year institutions only). NCES uses the FTE enrollment to produce indicators such as expenses by function per FTE as reported in the IPEDS Data Feedback Report.

Data Reporting Reminder:

- All institutions must use the July 1 - June 30 reporting period.
- Report data to accurately reflect the time period corresponding with the IPEDS survey component, even if such reporting is seemingly inconsistent with prior-year reporting.

Changes in reporting

The following changes were implemented for the 2025-26 data collection period:

- Removed question collecting student headcounts of Another Gender.
- Revised "gender" to "sex" where applicable. Revised "men" to "male" and "women" to "female" where applicable.

Resources:

- To download the survey materials for this component: [Survey Materials](#)
- To access your prior year data submission for this component: [Reported Data](#)

If you have questions about completing this survey, please contact the IPEDS Help Desk at 1-877-225-2568.


Institution: University of Oklahoma-Norman Campus (207500)

User ID: 88G6681

12-month Enrollment Screening Questions

1. Which instructional activity units will you use to report undergraduate instructional activity?

- Undergraduate instructional activity data in Part B may be reported in units of clock hours or credit hours.
 - Please note that any graduate level instructional activity must be reported in credit hours. (4-year institutions only)
- ☐ Clock hours
- ☒ Credit hours
- ☐ Both clock and credit hours (some undergraduate programs measured in clock hours and some measured in credit hours)

 You may use the box below to provide additional context for the data you have reported above. Context notes will be posted on the College Navigator website. Therefore, you should write all context notes using proper grammar (e.g., complete sentences with punctuation) and common language that can be easily understood by students and parents (e.g., spell out acronyms).

2. Did your institution enroll high school students in college courses for credit during the 12-month Enrollment (E12) reporting period of July 1, 2024 - June 30, 2025?

If you answer **Yes** to this question, you will be able to report the unduplicated count of high school students enrolled in college courses for credit on Part C of the 12-month Enrollment (E12) survey component.

- ☒ Yes.
- ☒ Within a dual enrollment program.
- ☐ Outside a dual enrollment program.
- ☐ No

Note:

Within a dual enrollment program is defined as within an organized system with special guidelines that allows high school students to take college-level courses. The guidelines might have to do with entrance or eligibility requirements, funding, limits on course taking, etc.

Outside a dual enrollment program is defined as high school students who simply enroll in credit courses through your institution, and are treated as regularly enrolled college students.

Institution: University of Oklahoma-Norman Campus (207500)

User ID: 88G6681

Part A - Unduplicated Count for Full-time Undergraduate Students

12-month Unduplicated Count by Race/Ethnicity and Sex - Full-time Undergraduate Students

July 1, 2024 – June 30, 2025

Reporting Reminders:

- The 12-month unduplicated count must be equal or greater than the corresponding prior year fall enrollment.
- Report Hispanic/Latino individuals of any race as Hispanic/Latino
- Report race for non-Hispanic/Latino individuals only
- Even though Teacher Preparation certificate programs may require a bachelor's degree for admission, they are considered subbaccalaureate undergraduate programs, and students in these programs are undergraduate students.

Male

Students enrolled for <u>credit</u>	Degree/certificate-seeking				Non-degree/ non-certificate- seeking	Total, Full-time undergraduate students
	First-time	Transfer- in	Continuing/ Returning	Total degree/ certificate-seeking		
<u>U.S. Nonresident</u>	68	10	213	291	86	377
<u>Hispanic/Latino</u>	294	111	984	1,389	3	1,392
<u>American Indian or Alaska Native</u>	61	27	238	326	0	326
<u>Asian</u>	166	53	559	778	3	781
<u>Black or African American</u>	123	51	358	532	0	532
<u>Native Hawaiian or Other Pacific Islander</u>	2	1	6	9	0	9
<u>White</u>	1,191	427	4,217	5,835	8	5,843
Two or more races	195	76	674	945	0	945
<u>Race and ethnicity unknown</u>	46	21	118	185	0	185
Total male	2,146	777	7,367	10,290	100	10,390
Total male prior year	2,132	611	7,044	9,787	100	9,887

Female

Students enrolled for <u>credit</u>	Degree/certificate-seeking				Non-degree/ non-certificate- seeking	Total, Full-time undergraduate students
	First-time	Transfer- in	Continuing/ Returning	Total degree/ certificate-seeking		
<u>U.S. Nonresident</u>	77	13	217	307	87	394
<u>Hispanic/Latino</u>	441	144	1,117	1,702	3	1,705
<u>American Indian or Alaska Native</u>	97	40	269	406	1	407
<u>Asian</u>	175	36	553	764	2	766
<u>Black or African American</u>	123	51	405	579	1	580
<u>Native Hawaiian or Other Pacific Islander</u>	4	0	4	8	0	8
<u>White</u>	1,491	344	4,204	6,039	14	6,053
Two or more races	268	73	781	1,122	2	1,124
<u>Race and ethnicity unknown</u>	58	29	92	179	0	179
Total female	2,734	730	7,642	11,106	110	11,216
Total female prior year	2,460	577	7,267	10,304	111	10,415

Grand total (2024-25)	4,880	1,507	15,009	21,396	210	21,606
Prior year data:						
Grand total (male+female) prior year	4,592	1,188	14,311	20,091	211	20,302
Total Full-time undergraduate enrollment Fall 2024 NOTE: Grand total (2024-25) calculated above is expected to be greater than total Full-time undergraduate enrollment Fall 2024.	4,783	971	14,675	20,429	130	20,559

Institution: University of Oklahoma-Norman Campus (207500)

User ID: 88G6681

Part A - Unduplicated Count for Part-time Undergraduate Students

12-month Unduplicated Count by Race/Ethnicity and Sex - **Part-time Undergraduate Students**

July 1, 2024 – June 30, 2025

Reporting Reminders:

- The 12-month unduplicated count must be equal or greater than the corresponding prior year fall enrollment.
- Report Hispanic/Latino individuals of any race as Hispanic/Latino
- Report race for non-Hispanic/Latino individuals only
- Even though Teacher Preparation certificate programs may require a bachelor's degree for admission, they are considered subbaccalaureate undergraduate programs, and students in these programs are undergraduate students.

Male

Students enrolled for <u>credit</u>	Degree/certificate-seeking				Non-degree/ non-certificate- seeking	Total, Part-time undergraduate students
	First-time	Transfer- in	Continuing/ Returning	Total degree/ certificate-seeking		
<u>U.S. Nonresident</u>	6	3	11	20	5	25
<u>Hispanic/Latino</u>	63	37	134	234	27	261
<u>American Indian or Alaska Native</u>	18	9	38	65	10	75
<u>Asian</u>	9	14	51	74	23	97
<u>Black or African American</u>	27	11	68	106	7	113
<u>Native Hawaiian or Other Pacific Islander</u>	1	0	3	4	0	4
<u>White</u>	200	82	458	740	139	879
Two or more races	37	19	102	158	41	199
<u>Race and ethnicity unknown</u>	7	17	20	44	6	50
Total male	368	192	885	1,445	258	1,703
Total male prior year	365	156	1,047	1,568	243	1,811

Female

Students enrolled for <u>credit</u>	Degree/certificate-seeking				Non-degree/ non-certificate- seeking	Total, Part-time undergraduate students
	First-time	Transfer- in	Continuing/ Returning	Total degree/ certificate-seeking		
<u>U.S. Nonresident</u>	9	1	5	15	4	19
<u>Hispanic/Latino</u>	117	42	138	297	55	352
<u>American Indian or Alaska Native</u>	26	12	45	83	25	108
<u>Asian</u>	21	15	63	99	24	123
<u>Black or African American</u>	43	10	51	104	19	123
<u>Native Hawaiian or Other Pacific Islander</u>	0	0	1	1	3	4
<u>White</u>	285	88	402	775	212	987
Two or more races	65	22	94	181	57	238
<u>Race and ethnicity unknown</u>	7	27	21	55	3	58
Total female	573	217	820	1,610	402	2,012
Total female prior year	462	177	962	1,601	367	1,968

Grand total (2024-25)	941	409	1,705	3,055	660	3,715
Prior year data:						
Grand total (male+female) prior year	827	333	2,009	3,169	610	3,779
Total Part-time undergraduate enrollment Fall 2024 <i>NOTE: Grand total (2024-25) calculated above is expected to be greater than total Part-time undergraduate enrollment Fall 2024.</i>	810	191	1,304	2,305	465	2,770

Institution: University of Oklahoma-Norman Campus (207500)

User ID: 88G6681

Part A - Unduplicated Count for Undergraduate Students

12-month Unduplicated Count by Race/Ethnicity and Sex - Undergraduate Student Total

July 1, 2024 – June 30, 2025

Male

Enrolled for credit	Total full-time undergraduate students	Total part-time undergraduate students	Grand total, all undergraduate students
<u>U.S. Nonresident</u>	377	25	402
<u>Hispanic/Latino</u>	1,392	261	1,653
<u>American Indian or Alaska Native</u>	326	75	401
<u>Asian</u>	781	97	878
<u>Black or African American</u>	532	113	645
<u>Native Hawaiian or Other Pacific Islander</u>	9	4	13
<u>White</u>	5,843	879	6,722
Two or more races	945	199	1,144
<u>Race and ethnicity unknown</u>	185	50	235
Total male	10,390	1,703	12,093

Female

Enrolled for credit	Total full-time undergraduate students	Total part-time undergraduate students	Grand total, all undergraduate students
<u>U.S. Nonresident</u>	394	19	413
<u>Hispanic/Latino</u>	1,705	352	2,057
<u>American Indian or Alaska Native</u>	407	108	515
<u>Asian</u>	766	123	889
<u>Black or African American</u>	580	123	703
<u>Native Hawaiian or Other Pacific Islander</u>	8	4	12
<u>White</u>	6,053	987	7,040
Two or more races	1,124	238	1,362
<u>Race and ethnicity unknown</u>	179	58	237
Total female	11,216	2,012	13,228
Grand total (male+female)	21,606	3,715	25,321

Institution: University of Oklahoma-Norman Campus (207500)

User ID: 88G6681

Part A - Unduplicated Count for Graduate Students

12-month Unduplicated Count by Race/Ethnicity and Sex - Full-time and Part-time Graduate Students

July 1, 2024 – June 30, 2025

Reporting Reminders:

- The 12-month unduplicated count must be equal or greater than the corresponding prior year fall enrollment.
- Report Hispanic/Latino individuals of any race as Hispanic/Latino
- Report race for non-Hispanic/Latino individuals only
- Report **all** postbaccalaureate degree and certificate students as graduate students, **including any doctor's - professional practice students (formerly first-professional)**

Male

Students <u>enrolled for credit</u>	Graduate students		
	Total <u>full-time</u>	Total <u>part-time</u>	Total <u>graduate students</u>
<u>U.S. Nonresident</u>	649	80	729
<u>Hispanic/Latino</u>	164	254	418
<u>American Indian or Alaska Native</u>	65	78	143
<u>Asian</u>	64	85	149
<u>Black or African American</u>	98	164	262
<u>Native Hawaiian or Other Pacific Islander</u>	2	8	10
<u>White</u>	897	1,039	1,936
Two or more races	127	126	253
<u>Race and ethnicity unknown</u>	34	85	119
Total male	2,100	1,919	4,019
Total male prior year			3,814

Female

Students <u>enrolled for credit</u>	Graduate students		
	Total <u>full-time</u>	Total <u>part-time</u>	Total <u>Graduate students</u>
<u>U.S. Nonresident</u>	425	57	482
<u>Hispanic/Latino</u>	243	283	526
<u>American Indian or Alaska Native</u>	193	155	348
<u>Asian</u>	68	74	142
<u>Black or African American</u>	159	218	377
<u>Native Hawaiian or Other Pacific Islander</u>	3	4	7
<u>White</u>	1,364	1,441	2,805
Two or more races	219	180	399
<u>Race and ethnicity unknown</u>	62	59	121
Total female	2,736	2,471	5,207
Total female prior year			5,059

Grand total (2024-25)	4,836	4,390	9,226
Prior year data:			
Grand total (male+female) prior year			8,873
Total graduate enrollment Fall 2024			
NOTE: Grand total (2024-25) calculated above is expected to be greater than Total graduate enrollment Fall 2024.	4,040	3,482	7,522

Institution: University of Oklahoma-Norman Campus (207500)

User ID: 88G6681


Part A - Sex Unknown

12-month Unduplicated Count by Sex Unknown

Reporting Reminders:

- The purpose of this supplemental section is to determine whether institutions are able to report the number of students for whom sex is unknown. Note that these students must still be allocated into the 'Male' and 'Female' categories in all other sections of the survey component.

	Number of students	
	Undergraduate students	Graduate students
	Current Year	Current Year
Grand total	25,321	9,226
Sex unknown (i.e., sex information is not known or not collected)	8	22

 You may use the box below to provide additional context for the data you have reported above. Context notes will be posted on the College Navigator website. Therefore, you should write all context notes using proper grammar (e.g., complete sentences with punctuation) and common language that can be easily understood by students and parents (e.g., spell out acronyms).

Institution: University of Oklahoma-Norman Campus (207500)


User ID: 88G6681

Part A – 12-month Enrollment by Distance Education Status

12-month Unduplicated Count - Distance Education Status

July 1, 2024 – June 30, 2025

	Undergraduate Students		Graduate Students
	Degree/certificate-seeking	Non-degree/non-certificate-seeking	
Students enrolled exclusively in distance education courses	1,554	410	4,680
Students enrolled in at least one but not all distance education courses	15,982	133	1,519
Students not enrolled in any distance education courses	6,915	327	3,027
Total (Carried forward from part A)	24,451	870	9,226

 You may use the box below to provide additional context for the data you have reported above. Context notes will be posted on the College Navigator website. Therefore, you should write all context notes using proper grammar (e.g., complete sentences with punctuation) and common language that can be easily understood by students and parents (e.g., spell out acronyms).

Institution: University of Oklahoma-Norman Campus (207500)

User ID: 88G6681

Part B - Instructional Activity

12-month Instructional Activity

July 1, 2024 - June 30, 2025

Instructional Activity Reporting Reminder:

- Instructional activity is used to calculate an IPEDS FTE based on the institution's reported calendar system.
- Graduate credit hour activity should not include any doctor's - professional practice activity, the total of those students' FTE is entered separately instead.

FTE Reporting Reminder:

- Institutions need not report their own calculations of undergraduate or graduate FTE unless IPEDS FTE calculations would be misleading for comparison purposes among all IPEDS reporting institutions.

Instructional Activity

	2024-25 total activity	Prior year data
Undergraduate level:		
<u>Credit hour activity</u>	653,428	613,557
Graduate level:		
<u>Credit hour activity</u> (Do not include doctor's-professional practice instructional activity here; the total FTE of those students should be entered separately below)	122,634	115,682

Full-Time Equivalent (FTE) of Students


	2024-25 total activity	Prior year data
<u>Doctor's - professional practice level:</u>		
<u>Doctor's - professional practice</u> FTE student estimate	631	654

Calendar system (as reported on the prior year IC survey component):	Semester
--	----------

If the IPEDS calculated FTE estimates below are not reasonable, **AND** you have reported the correct instructional activity hours above, enter your best FTE estimate in the "Institution reported FTE" column below and save the page. This option should be used **ONLY** if the calculated estimate is not reasonable for your institution and IPEDS comparisons.

Please provide your best estimate of undergraduate and graduate FTE for the 12-month reporting period **only if the calculated FTE estimate below is not reasonable for IPEDS comparison purposes**. Please provide an explanation in the context box if the option is used due to Coronavirus Pandemic.

	Calculated FTE 2024-25	Institution reported FTE 2024-25	Prior year FTE 2023-24
Undergraduate student FTE	21,781	21,781	20,452
Graduate student FTE (excluding doctor's - professional practice student FTE)	5,110	5,110	4,820
Doctor's - professional practice student FTE		631	654
Total FTE student enrollment		27,522	25,926

 Context notes will be posted on the College Navigator website. Therefore, you should write all context notes using proper grammar (e.g., complete sentences with punctuation) and common language that can be easily understood by students and parents (e.g., spell out acronyms).

Institution: University of Oklahoma-Norman Campus (207500)

User ID: 88G6681

Part C – Unduplicated Count of Dual Enrolled Students

12-month Unduplicated Count of Dual Enrolled Students

July 1, 2024 – June 30, 2025

Reporting Reminders:

- The number of high school students enrolled in college courses for credit was reported in Part A as part of the non-degree/non-certificate-seeking unduplicated enrollment.
 - The number of high school students enrolled in college courses for credit reported in Part C will have some duplication with the non-degree/non-certificate-seeking enrollment students reported in Part A.
 - The number of high school students enrolled in college courses for credit reported in Part C should be less than the number of non-degree/non-certificate-seeking students reported in Part A unless all these students at your institution are high school students enrolled in college courses for credit.
- Report Hispanic/Latino individuals of any race as Hispanic/Latino
- Report race for non-Hispanic/Latino individuals only

In Part A, your institution reported the following number of students in the non-degree/non-certificate-seeking unduplicated headcount.	870
---	-----

	High school students enrolled in college courses for credit		
	Male	Female	Total
<u>U.S. Nonresident</u>	<input type="text" value="1"/>	<input type="text" value="0"/>	1
<u>Hispanic/Latino</u>	<input type="text" value="21"/>	<input type="text" value="41"/>	62
<u>American Indian or Alaska Native</u>	<input type="text" value="10"/>	<input type="text" value="17"/>	27
<u>Asian</u>	<input type="text" value="21"/>	<input type="text" value="20"/>	41
<u>Black or African American</u>	<input type="text" value="4"/>	<input type="text" value="13"/>	17
<u>Native Hawaiian or Other Pacific Islander</u>	<input type="text" value="0"/>	<input type="text" value="3"/>	3
<u>White</u>	<input type="text" value="107"/>	<input type="text" value="161"/>	268
Two or more races	<input type="text" value="34"/>	<input type="text" value="45"/>	79
<u>Race and ethnicity unknown</u>	<input type="text" value="4"/>	<input type="text" value="3"/>	7
Total	202	303	505
Total prior year	163	249	412

Institution: University of Oklahoma-Norman Campus (207500)

User ID: 88G6681

Prepared by

Prepared by

Reporting Reminders:

- The name of the preparer is being collected so that we can follow up with the appropriate person in the event that there are questions concerning the data.
- The Keyholder will be copied on all email correspondence to other preparers.
- The time it took to prepare this component is being collected so that we can continue to improve our estimate of the reporting burden associated with IPEDS.
- Please include in your estimate the time it took for you to review instructions, query and search data sources, complete and review the component, and submit the data through the Data Collection System.
- Thank you for your assistance.

This survey component was prepared by:					
<input checked="" type="radio"/>	Keyholder	<input type="radio"/>	SFA Contact	<input type="radio"/>	HR Contact
<input type="radio"/>	Finance Contact	<input type="radio"/>	Other		
Name:		<input type="text" value="Susannah Livingood"/>			
Email:		<input type="text" value="slivingood@ou.edu"/>			

How many staff from your institution only were involved in the data collection and reporting process of this survey component?	
<input type="text" value="2.00"/>	Number of Staff (including yourself)

How many hours did you and others from your institution only spend on each of the steps below when responding to this survey component? <i>Exclude the hours spent collecting data for state and other reporting purposes.</i>				
Staff member	Collecting Data Needed	Revising Data to Match IPEDS Requirements	Entering Data	Revising and Locking Data
Your office	<input type="text" value="1.00"/> hours	<input type="text"/> hours	<input type="text" value="4.00"/> hours	<input type="text" value="1.00"/> hours
Other offices	<input type="text"/> hours	<input type="text"/> hours	<input type="text"/> hours	<input type="text"/> hours

Institution: University of Oklahoma-Norman Campus (207500)

User ID: 88G6681

Summary

12-Month Enrollment Component Summary

The purpose of this summary is to provide you an opportunity to view some of the data that, when accepted through the IPEDS quality control process, will appear on the [College Navigator](#) website and/or your institution's Data Feedback Report (DFR). In addition, all data reported in IPEDS survey components become publicly available through the [IPEDS Use the Data](#) and appear as aggregated statistics in various Department of Education reports. [College Navigator](#) is updated approximately three months after the data collection period closes and DFRs will be available through the [IPEDS Use the Data](#).

Please review your data for accuracy. If you have questions about the data displayed below or after reviewing the data reported on the survey screens, please contact the IPEDS Help Desk at: 1-877-225-2568 or ipedshelp@rti.org.

12-Month Unduplicated Headcount and Full-Time Equivalent Students		
Total 12-month unduplicated headcount enrollment		34,547
	Undergraduate student unduplicated headcount enrollment	25,321
	Graduate student unduplicated headcount enrollment	9,226
Total 12-month full-time equivalent (FTE) student enrollment		27,522
	Undergraduate student FTE enrollment	21,781
	Graduate student FTE enrollment	5,110
	Doctor's-professional practice FTE enrollment	631

Total 12-month Undergraduate Student Characteristics		
Percent of undergraduate students who are female		52 %
Percent of undergraduate students who are full-time		85 %
Percent of undergraduate students who are enrolled exclusively in distance education courses		8 %
Percent of undergraduate students by U.S. resident status and race/ethnicity: Note: Race/ethnicity is not collected for U.S. Nonresidents.		
U.S. Resident		97 %
	American Indian or Alaska Native	4 %
	Asian	7 %
	Black or African American	5 %
	Hispanic/Latino	15 %
	Native Hawaiian or Pacific Islander	0 %
	White	54 %
	Two or More Races	10 %
	Race and ethnicity unknown	2 %
U.S. Nonresident		3 %

Total 12-month Graduate Student Characteristics		
Percent of graduate students who are female		56 %
Percent of graduate students who are full-time		52 %
Percent of graduate students who are enrolled exclusively in distance education courses		51 %
Percent of graduate students by U.S. resident status and race/ethnicity: Note: Race/ethnicity is not collected for U.S. Nonresidents.		
U.S. Resident		87 %
	American Indian or Alaska Native	5 %
	Asian	3 %
	Black or African American	7 %
	Hispanic/Latino	10 %
	Native Hawaiian or Pacific Islander	0 %
	White	51 %
	Two or More Races	7 %
	Race and ethnicity unknown	3 %
U.S. Nonresident		13 %

Institution: University of Oklahoma-Norman Campus (207500)

User ID: 88G6681

Edit Report

12-month Enrollment

There are no errors for the selected survey and institution.