

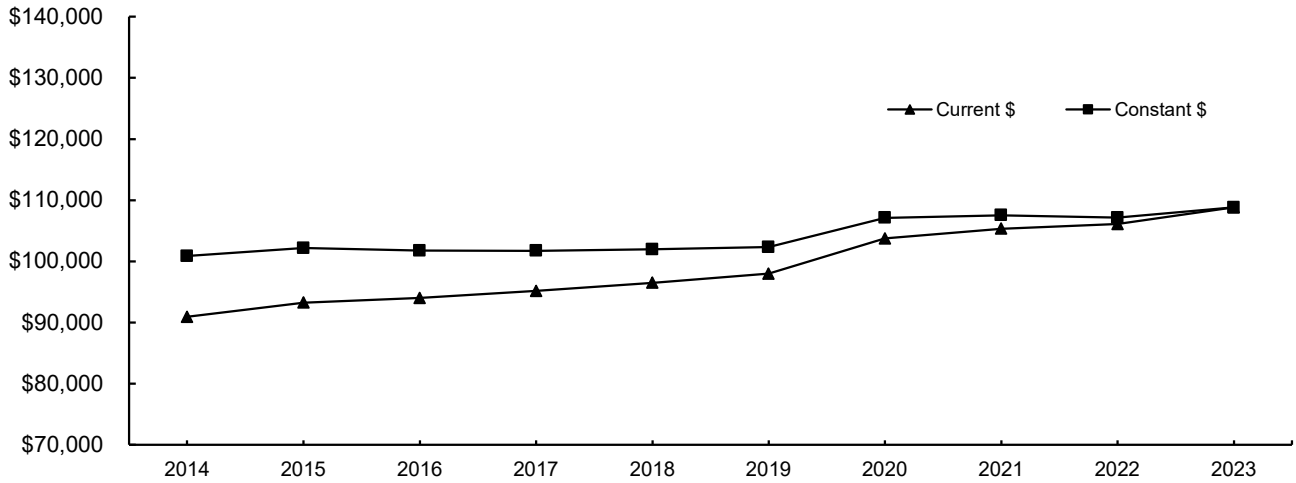
FACULTY SALARIES

Average Instructional Faculty Salary by Rank

FY 2014 - 2023

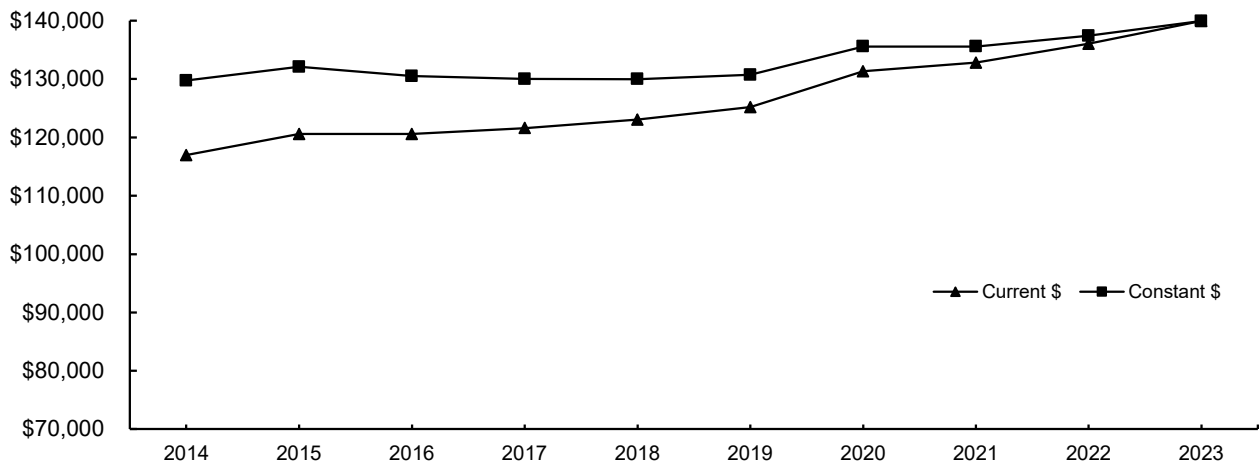
All Ranked Instructional Faculty

	<u>2014</u>	<u>2015</u>	<u>2016</u>	<u>2017</u>	<u>2018</u>	<u>2019</u>	<u>2020</u>	<u>2021</u>	<u>2022</u>	<u>2023</u>
Current Dollars	\$90,947	\$93,267	\$94,032	\$95,176	\$96,514	\$98,010	\$103,749	\$105,340	\$106,094	\$108,835
Constant Dollars	\$100,860	\$102,169	\$101,751	\$101,748	\$101,961	\$102,349	\$107,116	\$107,542	\$107,155	\$108,835



Professor

	<u>2014</u>	<u>2015</u>	<u>2016</u>	<u>2017</u>	<u>2018</u>	<u>2019</u>	<u>2020</u>	<u>2021</u>	<u>2022</u>	<u>2023</u>
Current Dollars	\$116,977	\$120,592	\$120,592	\$121,602	\$123,043	\$125,170	\$131,316	\$132,803	\$136,058	\$139,950
Constant Dollars	\$129,727	\$132,103	\$130,491	\$129,999	\$129,988	\$130,712	\$135,578	\$135,579	\$137,418	\$139,950



(Continued)

FACULTY SALARIES

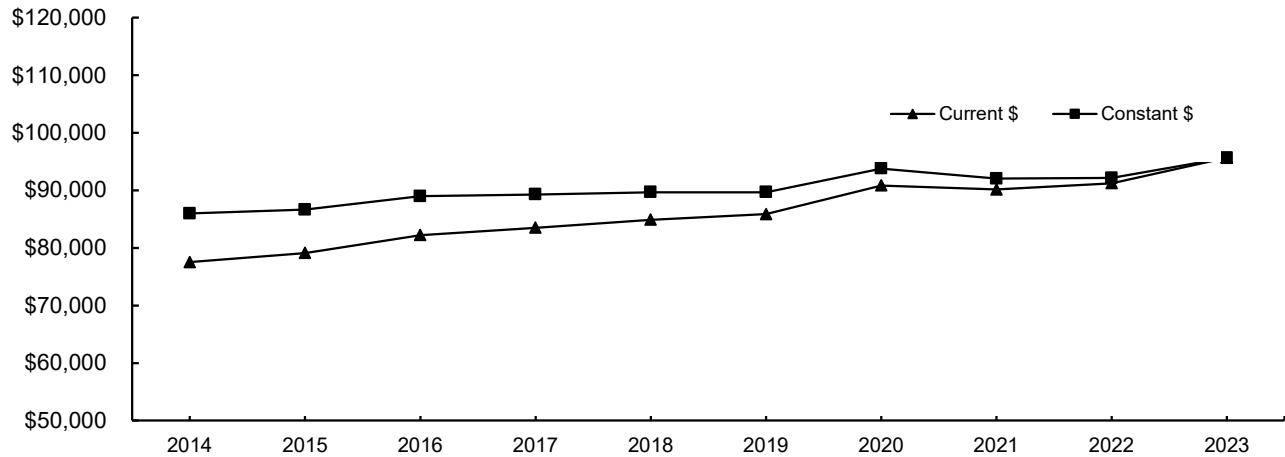
Average Instructional Faculty Salary by Rank

FY 2014 - 2023

(Continued)

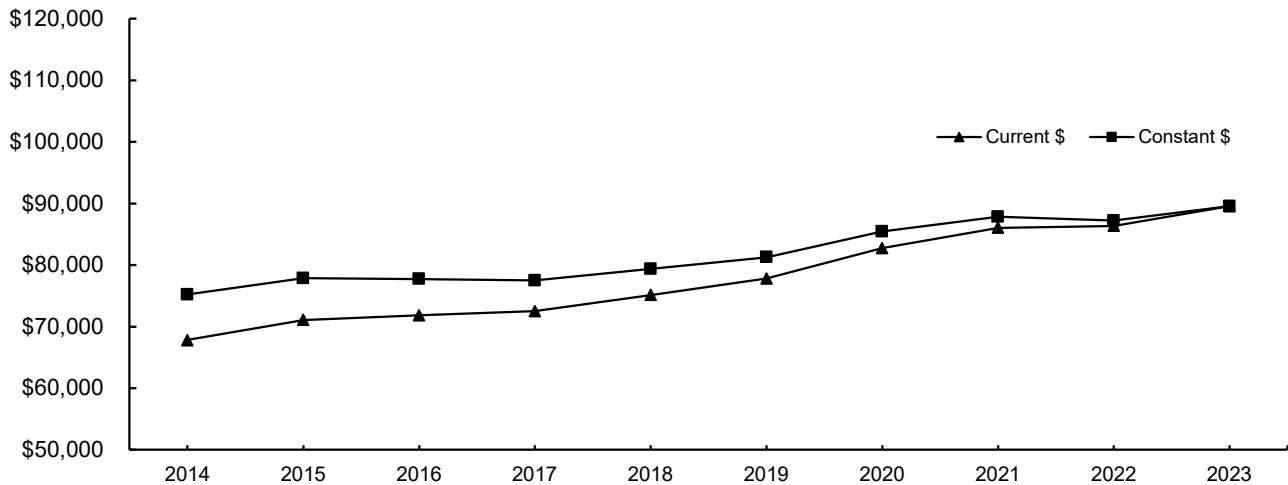
Associate Professor

	<u>2014</u>	<u>2015</u>	<u>2016</u>	<u>2017</u>	<u>2018</u>	<u>2019</u>	<u>2020</u>	<u>2021</u>	<u>2022</u>	<u>2023</u>
Current Dollars	\$77,525	\$79,107	\$82,221	\$83,513	\$84,887	\$85,870	\$90,853	\$90,159	\$91,232	\$95,650
Constant Dollars	\$85,975	\$86,658	\$88,971	\$89,280	\$89,678	\$89,672	\$93,801	\$92,044	\$92,144	\$95,650



Assistant Professor

	<u>2014</u>	<u>2015</u>	<u>2016</u>	<u>2017</u>	<u>2018</u>	<u>2019</u>	<u>2020</u>	<u>2021</u>	<u>2022</u>	<u>2023</u>
Current Dollars	\$67,799	\$71,078	\$71,844	\$72,500	\$75,137	\$77,817	\$82,763	\$86,052	\$86,370	\$89,545
Constant Dollars	\$75,189	\$77,862	\$77,742	\$77,506	\$79,378	\$81,262	\$85,448	\$87,852	\$87,233	\$89,545



Notes: 1) Faculty salaries used in this study are full-time ranked instructional faculty (including associate deans).
 2) Twelve-month salaries are converted to nine-month equivalent using the factor 0.8182.

Source: November 1 payroll file, various years, IRR.