

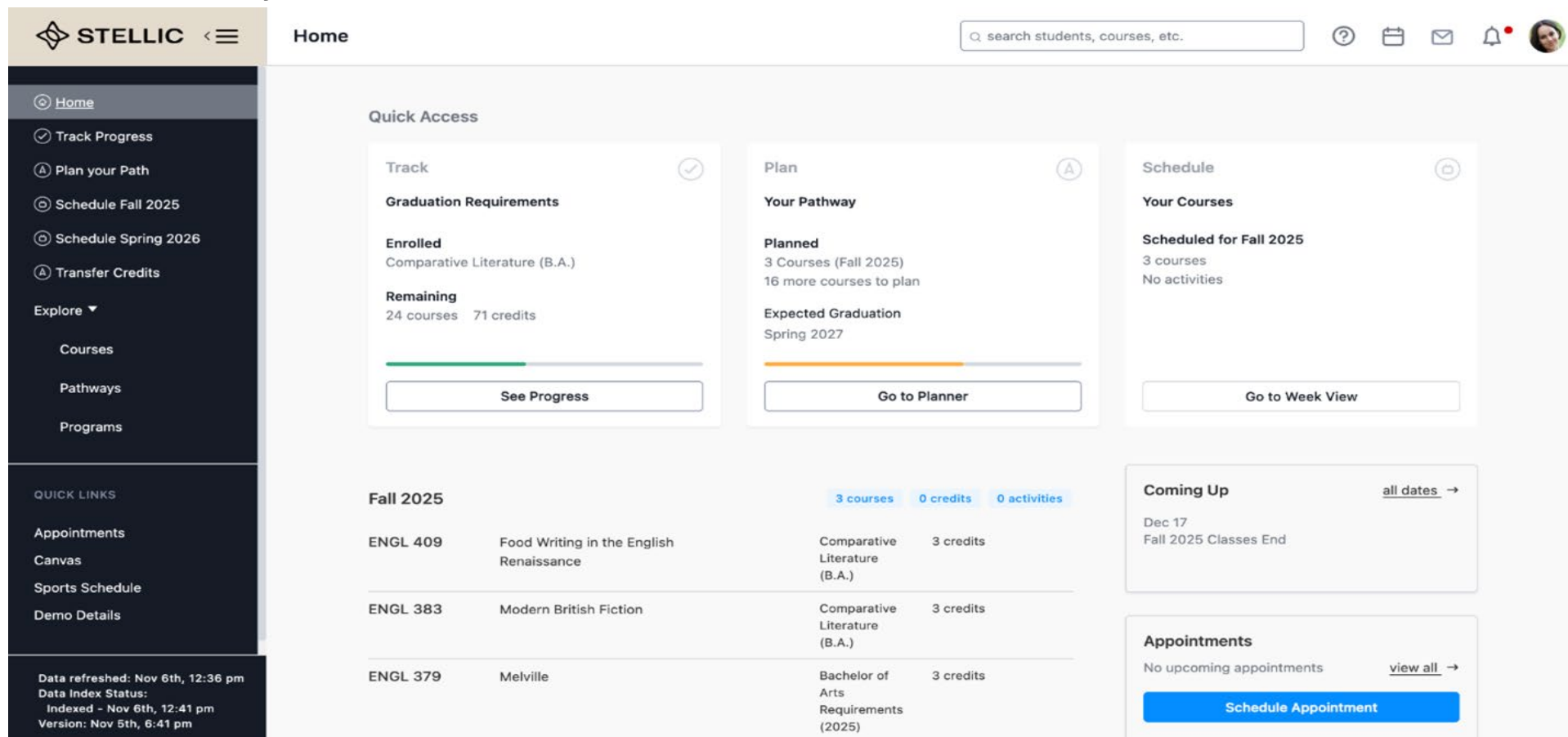


Student User Guide

VISUALIZE

Log in to Stellic at Stellic.ou.edu with your OU 4x4 and password and see your Home Dashboard. This is where you can check degree progress, plan future terms, view your schedule, and keep your academic information in one place.

Below is an example of what your Stellic Home Dashboard will look like. Use it as a reference as you follow the steps in this guide and learn where to find key tools and information.



The screenshot shows the Stellic Home Dashboard. At the top, there is a search bar and navigation icons. The main content area is divided into several sections:

- Quick Access:** Three cards for Track, Plan, and Schedule.
 - Track:** Graduation Requirements. Enrolled: Comparative Literature (B.A.). Remaining: 24 courses, 71 credits. Button: See Progress.
 - Plan:** Your Pathway. Planned: 3 Courses (Fall 2025), 16 more courses to plan. Expected Graduation: Spring 2027. Button: Go to Planner.
 - Schedule:** Your Courses. Scheduled for Fall 2025: 3 courses, No activities. Button: Go to Week View.
- Fall 2025:** A table of courses with 3 courses, 0 credits, and 0 activities.

Course ID	Course Name	Course Name	Credits
ENGL 409	Food Writing in the English Renaissance	Comparative Literature (B.A.)	3 credits
ENGL 383	Modern British Fiction	Comparative Literature (B.A.)	3 credits
ENGL 379	Melville	Bachelor of Arts Requirements (2025)	3 credits
- Coming Up:** Dec 17, Fall 2025 Classes End. Link: all dates →
- Appointments:** No upcoming appointments. Link: view all →. Button: Schedule Appointment.

On the left sidebar, there are navigation options: Home, Track Progress, Plan your Path, Schedule Fall 2025, Schedule Spring 2026, Transfer Credits, Explore (Courses, Pathways, Programs), and Quick Links (Appointments, Canvas, Sports Schedule, Demo Details). At the bottom left, there is a status bar: Data refreshed: Nov 6th, 12:36 pm; Data Index Status: Indexed - Nov 6th, 12:41 pm; Version: Nov 5th, 6:41 pm.

VISUALIZE

Understanding Your Stellic Home Dashboard

- **Start with the Quick Access boxes.** Use the boxes at the top—such as **Track Graduation Requirements** or **Plan Your Pathway** — to jump into the main tasks you'll complete in Stellic.
- **View future class schedules** in the Planner, by switching between your **Official Audit** (what you've officially taken or registered for) and your **Planned Audit** (including the classes you're thinking about taking) to see how those choices affect your progress.
- **Review your planned courses.** Below the Quick Access boxes, check the list of your **planned courses for upcoming semester(s)** to review what you've already planned and make schedule changes as needed.
- **Use the left sidebar to navigate.** The left menu includes **Track Progress**, **Plan Your Path**, **Schedule**, and **Transfer Credits**. Select these to move between different parts of your degree plan.
- **Check important dates on the right.** On the right side of the screen, review panels showing **OU Academic Calendar dates** to stay on top of information and policy deadlines.
- **View your full Degree Audit.** Open your Degree Audit by selecting **Track Progress** from the left-hand navigation menu or clicking **See Progress** in the **Track Graduation Requirements** box in the Quick Access section.

The Stellic team is ready to assist you with technical support inside the platform.

Simply access this by clicking on the  icon.

VISUALIZE

You can find your profile information in the “Track Progress” tab, along with an overview of your academic record. This section shows details about you, your current term, and your completed credit hours.



Frederick Balistreri

fbalistreri fbal...demo.edu

Sophomore - Kinesiology

▢ Movement Science BS

[add or edit programs](#)

Mark as Reviewed

📍 EY 2022 (Fall 2022) 🎓 Spring 2026 🕒 (GMT-05:00) Central Time ...

COURSES



20 TAKEN 6 REGISTERED 19 REMAINING

MILESTONES



2 TAKEN 1 REMAINING

ADVISOR

AL **Alton Lockman** Primary
MOSC-BS Advisor
Movement Science BS

STELLIC ENGAGE



SPRING '24

3.142

CGPA ⓘ

3.266

INTERESTS

No interests added

Summer 2024

VISUALIZE

Understanding Your Profile Section in Stellic

Stellic Engage – Shows how much you've interacted with Stellic. Your score is based on actions you take in your plan, and these actions fade over time. Only activity from the past year counts, and this score does not affect your degree progress.

CGPA – Displays your combined retention GPA for your academic career, along with your most recent semester GPA.

Progress Bar – Hover over your degree progress bar to see a breakdown of your units or credits. The progress shown reflects your official degree audit.

- **Taken:** Courses you've completed with a passing grade that count toward your degree
- **Planned:** Courses you're registered for or have added to future terms
- **Remaining:** Requirements you still need to complete
- **Unmatched:** Courses that don't apply to any requirement; you can view the full list at the bottom of your degree audit

Advisor – Displays the name and email of your OU advisor.

PLAN

How to Use Your Stellic Planner

Open your Planner Navigate to **Plan Your Path** from the left-hand toolbar, or select **Go To Planner** from the center of your Home Dashboard.

Choose a semester Click on the semester you want to plan for. This opens a workspace where you can begin adding courses. You can also search for courses first and drag them into any future term—allowing you to plan multiple semesters at once and see how everything fits together.

Search for courses in three ways Stellic offers multiple ways to explore and select the right classes:

- **Remaining Tab:** Shows all remaining degree requirements based on your audit.
- **Progress Tab:** Displays your full degree audit—completed, in progress, and remaining—so you can see how courses fit into your program.
- **Search Courses:** Look up classes by title, subject, or keyword (including electives or interest-based options).

Stellic automatically matches courses to your degree audit so you can see whether a class fulfills a requirement or counts as an elective.

Note: Advisors may apply courses differently than what appears in Stellic. If you're unsure whether a course fulfills a flexible requirement, check with your advisor.

Add courses to your plan

- Add courses directly to your multi-year plan once you find them.
- Drag and drop courses into specific semesters, or select a term and add them directly.
- Use **placeholders** to reserve space for requirements when you know the type of course you'll need but haven't chosen the exact class.
- Your degree audit updates automatically as you make changes, showing how each choice affects your progress.
- On the **Progress** tab, toggle between your **Official** and **Planned** audits to compare how your selections fulfill remaining requirements.

TRACK

Tracking Your Progress in Stellic

Track your progress

Click **Track Progress** in Stellic's left menu to open your **degree audit** to see:























- **Your degree audit** — a clear breakdown of every requirement for your major, minor, or certificate.
- **What you've completed** and **what's still left** to finish.
- **How your current and planned classes** apply to different requirements.

WHAT YOU'LL SEE IN YOUR AUDIT






In This Section, You'll Learn:

- The symbols and icons used in Stellic—and what they mean on your audit
- An overview of rules, constraints, and exceptions
- How to view and navigate your degree audit

STELLIC SYMBOLS, MARCH 2026

Icon	Better Interaction Mode	Description
		Course is taken or requirement is satisfied
		Course or requirement is waived
		Course or requirement is in progress
		A registered course in a future term, or a requirement with a future registered course
		A registered course on a waitlist, or a requirement with a waitlisted course
		A planned course, or a requirement with a planned course
		A remaining course or requirement. In addition, if any course is taken but not counting, additional icon on the right will provide that information. This is defined in the 'Additional information' table below
		Any course or requirement that is optional. If any course is still taken or planned when not needed, additional icon on the right will provide that information. This is defined in the 'Additional information' table below
		A completed milestone
		A remaining milestone
		A planned milestone

STELLIC SYMBOLS, MARCH 2026

Icon	Description
	Course is counting toward multiple requirements, hover for details
	Course is being used as an equivalent to the required course
	Informational note about the course (e.g., Course was taken but was not required)
	Additional information that requires attention (e.g., Course was taken but grade requirement was not met)
	Course is fulfilling a parent requirement and may appear in multiple locatio

TRACK

BEYOND THE SYMBOLS

Requirements

Requirements are the pieces that make up your degree — such as specific courses, electives, milestones, or other items your program needs you to complete. Some rules apply to your entire audit, while others apply only to a specific requirement. These requirements will match those found on your [OU Degree Checksheet](#).

Constraints (Rules for Each Requirement)

Constraints tell you *how* to complete a requirement:

- “Take all of the following courses”
- “Take 3 elective hours”
- “Earn a C or better”

A course must meet **all** of the listed rules in order to count.

The screenshot displays a student's degree audit for Bettylou Barton (Junior). The interface shows a list of requirements, each with a green checkmark indicating it is fulfilled. The requirements and their associated constraints are:

- PHY 12 or CHEM 2 or ES 11 or BIO 13** (fulfill any)
- PHY-0012 General Physics II W/lab** (5 CREDITS, TAKEN IN SPRING '19, A+)
- Nat Sci or Math Elect (a,b)** (fulfill any)
- Mathematics** (1 constraint)
- ES-0056 Probability & Stats** (4 CREDITS, TAKEN IN SUMMER '20, D)
- Intro First Year Engineering** (fulfill all)
- EN-0001 Applications in Engineering: Biomechanics** (3 CREDITS, TAKEN IN FALL '18, A+)
- ES 2 or COMP 11** (fulfill any)
- ES-0002 Intro To Computing In En** (4 CREDITS, TAKEN IN SPRING '19, C+)
- 03 Humanity/Art/Social Science (h)** (4 constraints, 12 credits)
- ENG 1* or 3** (2 constraints)
- ENG-01/2 AP English 5** (3 CREDITS, TRANSFERRED IN FALL '18, AP)
- Humanities** (2 constraints)

TRACK

Exceptions

Exceptions are adjustments made **by your advisor or program** when something needs to be modified — such as:

- Substituting one course for another
- Waiving a requirement
- Applying transfer credit

Students can't create exceptions, but you can view any that apply to you by looking for the red exception icon next to a requirement and clicking it to see the details.



VIEWING YOUR PROGRESS:

When you create future class schedules in the Planner, you can switch between

- **Official Audit** (what you've officially taken or registered for)
- **Planned Audit** (including the classes you're thinking about taking) to see how those choices affect your progress.

The audit will show any programs (such as majors or minors) that you have declared or added to your plan. Each program will have a breakdown of courses/hours taken and planned. You can also see the GPA specific to that program.

TRACK

AUDIT VIEWS:

You also have the option to view your full audit, a compact version, or just the requirements you have remaining. Clicking on a remaining requirement will bring up course information, or a list of courses eligible for that requirement.

Viewing your **FULL AUDIT** is the best way to see all your remaining requirements.

The screenshot displays the 'Track Progress' section of the Stellic University portal. The user, Chanel Koepf, is a Sophomore in the Computer Science Department. The interface shows three audit views: Computer Science (BSCS), Political Science (B.A.), and Linguistics (B.A.). Each view includes a progress bar, a list of completed courses, and a list of remaining requirements.

Computer Science (BSCS) (Applied Version: Class Of 2022)
61 credits | PGPA 2.63
4 constraints

Political Science (B.A.) (Applied Version: 2017-18)
1000 units | PGPA 2.37
5 constraints

Linguistics (B.A.) (Applied Version: 2017-18)
1300 units | PGPA 2.80
5 constraints

Course	Units	Term	Grade
✓ LING 20001	100 UNITS	TAKEN IN AUTUMN '17	IA-
✓ LING 20101	100 UNITS	TAKEN IN WINTER '20	D+
✓ LING 20201	100 UNITS	TAKEN IN WINTER '18	IB+
✓ LING 20301	100 UNITS	TAKEN IN SPRING '20	IA+

Remaining Requirements:

- Introductory Courses >
- PLSC 22913 + Electives >
- Nine (9) Electives > (900 units)

TRACK

Unmatched Courses

These are courses that are taken or in plan, but that do not count towards anything in the audit, even the unit total. They could be unmatched for several reasons (i.e. the letter grade is not sufficient to fulfill the requirement). If you have a question about an unmatched course, please contact your academic advisor.

For a deeper understanding on how to track your progress, visit [Stellic's Student Learning Guide](#).