


# Annual and perennial crop composition impacts on soil carbon and nitrogen dynamics at two different depths

Megan Means<sup>1</sup> , Timothy Crews<sup>2</sup> and Lara Souza<sup>1</sup><sup>1</sup>University of Oklahoma Norman Campus: The University of Oklahoma, Norman, USA and <sup>2</sup>The Land Institute, Salina, USA

## Research Paper

**Cite this article:** Means M, Crews T, Souza L (2022). Annual and perennial crop composition impacts on soil carbon and nitrogen dynamics at two different depths. *Renewable Agriculture and Food Systems* 1–8. <https://doi.org/10.1017/S1742170522000084>

Received: 31 March 2021  
Revised: 18 October 2021  
Accepted: 22 February 2022

### Keywords:

Carbon; cropping system; depth; monoculture; nitrogen; perennial; soil

### Author for correspondence:

Megan Means,  
E-mail: [megan.m.means@gmail.com](mailto:megan.m.means@gmail.com)

## Abstract

The sustainability of an agricultural field is largely influenced by crop growth habit and management practices such as tillage. Both strongly interact to shape ecosystem properties such as the fluxes and stocks of carbon and nitrogen. Recently, researchers have worked to develop perennial grain crops in order to enhance key ecosystem processes, such as carbon cycling and nitrogen fixation, with the use of perennial crops rather than traditionally used annual crops. In this study, we aimed to understand how soil disturbance combined with vegetation type [annual monoculture crops vs. perennial monocultures (intermediate wheatgrass (IWG)) vs restored native vegetation (RNV)] influenced the soil carbon and nitrogen dynamics. We collected soil samples at two depths (0–15 cm and 15–30 cm) from each vegetation treatment and incubated the soils in the laboratory for 120 days to determine the efflux of carbon and also analyzed the mineralization of both carbon and nitrogen. The results demonstrated the soils from the IWG had the greatest carbon flux, as well as carbon and nitrogen storage (annual monoculture < RNV < IWG). The differences in carbon flux, carbon and nitrogen storage from the IWG to the annual monoculture were 27, 40, 20%, respectively, while the IWG to the RNV was 11, 20, 10%. Shallow soil samples exhibited greater differences in all C and N comparisons between treatments compared to deeper soil samples. Taken together, our findings indicate that crop vegetation type and soil depth strongly influence carbon and nitrogen dynamics.

## Introduction

As the global demand for food increases, humans continue to clear natural landscapes and work to increase the production of food (Tilman *et al.*, 2011). Often these natural landscapes are converted from complex networks of predominantly diverse perennial plant communities to simplified annual plant communities such as monocultures (Matson *et al.*, 1997; Lal, 2002; Crews *et al.*, 2016). These vegetation conversions cause a cascade of changes including decreases in the amount of carbon entering the ecosystem and altered soil microbial activities (Tilman *et al.*, 2001; Lange *et al.*, 2015). The subsequent changes in system-level carbon and nitrogen cycling usually lead to a decrease in carbon and nitrogen sequestration (McLauchlan *et al.*, 2006; De Deyn *et al.*, 2011; Thakur *et al.*, 2015).

Soil tillage disrupts the soil by exposing carbon and nitrogen that had previously been physically and chemically stabilized in soil aggregates (Bronick and Lal, 2005). This disruption changes soil structure leading to a loss of carbon and nitrogen through erosion and increased microbial mineralization (Flanagan and Visser, 2004; Kristensen *et al.*, 2014; Dignac *et al.*, 2017). Labile carbon is often within surface soils and cycles quickly, especially when tilling exposes it to the air (Rovira and Vallejo, 2002). Kramer and Gleixner found that microbes rely on plant C exudates in shallow soil 0–20 cm, but there was a shift in carbon source to bulk soil organic matter (SOM) in deeper soils 20–60 cm, which implies a faster turn over in carbon of the microbial biomass compared to the bulk SOM (2008). When looking at annual cropping systems compared to perennial forage systems, both had greater labile carbon (~50% more) in 0–15 cm than 15–30 cm during the most productive months (Diederich *et al.*, 2019). Perennial cropping requires less soil disturbance and therefore leads to greater soil stability than annual cropping, allowing for a greater accumulation of SOM (Glover and Reganold, 2010; Crews and Rumsey, 2017; Kantola *et al.*, 2017). In another study, where annual cropped fields were converted to perennials over a 20-year period, total soil carbon accumulation was found to be 20% greater at 0–30 cm under perennial vegetation and 11% greater when sampled from 0–100 cm (Ledo *et al.*, 2020). In contrast, when grasslands were converted to perennial crops, the soil experienced carbon loss at both a shallow and greater depth, with the greater loss (–9.6%) measured in the 0–100 cm (Ledo *et al.*, 2020).

Plants return carbon to the soil at both surface and deeper soils (1 m+) (Monti and Zatta, 2009). Annual crops generally allocate less photosynthate to typically shorter roots that occupy

© The Author(s), 2022. Published by Cambridge University Press. This is an Open Access article, distributed under the terms of the Creative Commons Attribution licence (<http://creativecommons.org/licenses/by/4.0/>), which permits unrestricted re-use, distribution and reproduction, provided the original article is properly cited.

**CAMBRIDGE**  
UNIVERSITY PRESS

1 m or less of the topsoil, while perennial plants allocate a larger percentage of photosynthate to roots that frequently grow over 2 m. This greater allocation to root growth by perennials can result in greater carbon sequestration, in part because of deeper root penetration in the soil profile (DeHaan *et al.*, 2004; Glover *et al.*, 2007; Kell, 2011). Perennial plants increase soil carbon and nitrogen while decreasing the overall disturbance to the soil's ecosystem, leading to an increase in stored carbon and nitrogen in the soil over time (Bronick and Lal, 2005; Crews *et al.*, 2016).

The research for the carbon and nitrogen benefits of perennial grain crops is limited and often extrapolated from studies that have looked at the increase of carbon when annual crop lands are converted to perennial grasslands or comparisons between perennial and annual biofuel crops (Post and Kwon, 2000; Arrouays *et al.*, 2002; Kucharik, 2007; Matamala *et al.*, 2009; Bandaru *et al.*, 2013; Kämpf *et al.*, 2016; Crews and Rumsey, 2017; McGowan *et al.*, 2019; Jacot *et al.*, 2021). Increases in soil carbon in the range of 0.33–1.0 t ha<sup>-1</sup> year<sup>-1</sup> have been measured when annual crops were converted to perennial grasslands (Crews and Rumsey, 2017). Similarly, in a review by Jacot *et al.* (2021), soil carbon was found to increase when annual monoculture crops were converted to perennial biofuel grasses. For example, when corn and soybeans biofuels were compared to switchgrass in Michigan, the switchgrass on average sequestered 0.23 Mg C ha<sup>-1</sup> yr<sup>-1</sup> more carbon (Bandaru *et al.*, 2013), with most of the difference occurring in surface soil horizons (Jacot *et al.*, 2021). In a study conducted in Kansas, sorghum grain biofuels were found to accumulate significantly less soil organic carbon than the perennial miscanthus (1.3 Mg C ha<sup>-1</sup> yr<sup>-1</sup>) and switchgrass (0.8 Mg C ha<sup>-1</sup> yr<sup>-1</sup>) over a twelve-year period in the 0–15 cm of soil, but not at deeper depths (McGowan *et al.*, 2019).

A new approach for protecting soil from erosion and potentially increasing soil carbon and nitrogen is to replace annual grain species with perennial grain species (Crews and Cattani, 2018). Sprunger (2015) compared annual wheat to perennial intermediate wheatgrass (which has been bred to produce the perennial grain Kernza®), looking at the carbon from above and below-ground biomass and particulate organic matter (POM). The greatest difference was in carbon in the below-ground biomass (15 times greater for wheatgrass) followed by the above-ground biomass (1.9 times greater). No difference was seen in the POM, which was partially attributed to experimental fields only being run for 4 years, which is not a long time for detecting carbon accumulations (Necpálová *et al.*, 2014).

Our study evaluated the effects of three cropping systems on several key soil health parameters; the three systems are annual monoculture, perennial grain monoculture (IWG- intermediate wheatgrass), and restored diverse restored native vegetation (RNV- mostly perennial). The RNV treatment served as a soil health benchmark. We established a laboratory soil incubation experiment to quantify soil CO<sub>2</sub> evolution as a proxy for microbial activity and C mineralization at two different depths (Kramer and Gleixner, 2008). In this method, CO<sub>2</sub> evolution is thought to reflect the amount of labile carbon in soil that can be readily utilized by microbes. Samples were analyzed for SOM and soil total nitrogen to determine the impact of annual vs perennial cropping system at two soil depths. We asked the following questions: (1) Does cropping system and soil depth affect soil CO<sub>2</sub> fluxes? (2) How does cropping system and soil depth affect soil properties such as total C and N, C:N, and SOM? We predicted that (1) Perennial monoculture and RNV will have higher soil C effluxes than annual

monoculture due to higher labile pools (SOM) as demonstrated previously in other comparisons of perennial and annual systems (Crews and Rumsey, 2017; McGowan *et al.*, 2019; Jacot *et al.*, 2021). (2) We also predicted that soil C efflux, SOM, and nitrogen will decline with soil depth to a greater extent in annual monoculture due to the tilling disturbance relative to perennial monoculture and RNV where soil disturbance is absent and labile carbon is found in shallower soils.

## Methods

### Study site and experimental design

Soil collections took place at the Land Institute in Salina, Saline County, Kansas, USA (38.7684° N, 97.5664° W) in June 2018. The mean annual temperature of the field site is 12°C, and mean precipitation is 819 mm. The soil is classified as coarse-silty mixed, mesic Fluventic Haplustoll. The Land Institute created the Agroecology Research Trials (A.R.T. plots), which are 900 m<sup>2</sup> plots with no aisles at three different levels of agricultural intensification were established in 2002 from fields that have previously grown alfalfa since 1996 (McKenna *et al.*, 2020). A randomized block design was set up that included three treatments: (1) RNV (low input intensification), (2) perennial monoculture with the IWG, *Thinopyrum intermedium*, (precursor to the perennial grain Kernza® with low input intensification) and (3) annual monoculture with a wheat, sorghum, soybean crop rotation (high input intensification).

The RNV was originally planted with a native prairie seed mix and is managed as a hay meadow with two treatments. The vegetation has historically either been cut, baled and removed one per year in mid-July or the plots were burned; these two management regimes were implemented with approximately equal frequency for the duration of the experiment. IWG was broadcast as a single species monoculture and was fertilized with urea at a rate of ~100 kg ha<sup>-1</sup>. The IWG has never been re-sown. IWG seed is harvested in mid-July and forage in early spring or fall. The annual monoculture consisted of a 3-year soybean (*Glycine max*), wheat (*Triticum aestivum*) and sorghum (*Sorghum bicolor*) rotation typical of central Kansas. It was plowed or disked every year and was fertilized with between 84–123 kg urea-N and 56 kg super phosphate-P ha<sup>-1</sup> yr<sup>-1</sup> before sowing crops as needed. Annual grains were harvested following typical grower practices in Central Kansas. Winter wheat was harvested by combine in late June, while sorghum and soybean were combined in late summer. Following harvest, crop residues were incorporated by disking. There were three replicates of the three cropping systems treatments for a total of nine plots. The plots have been cared for in a similar manner for 16 years at the time of sampling. Soil samples were taken in June during the later growth stage for all fields and before fields were harvested in July. For the annual monocultures, we collected soils from fields that had winter wheat at grain-filling stage. IWG was at flowering stage when soils were collected. The RNV is composed of both C3 and C4 plants so some plants were flowering and others were in the fruiting stage. June is a warm season where all fields have been actively growing for a few months, which made it an ideal time for our collections.

### Soil sampling and incubation

In each experimental plot, we sampled at three randomly selected locations, collecting soil cores (2.5 cm diameter × 15 cm in length)

at two depths: (1) 0–15 cm and (2) 15–30 cm. In the field, each soil core sample was broken up and homogenized in a ziplock bag to prepare them for sieving. The samples were placed on ice until they could be transferred to the laboratory refrigerator. Within 7 days, the soils were passed through a 2 mm sieve. Then a 30 g subsample was placed in 50 mL falcon tube and mixed with 3.6 mL water to reach approximately 60% of water holding capacity and maintained at 25°C. The tube with soil and an additional tube filled with DI H<sub>2</sub>O to maintain humidity were sealed in a mason jar, placed in the dark, and incubated for 120 days (De Graff *et al.*, 2010).

We recorded the CO<sub>2</sub> evolution from soil samples on the initial day (day 0) as well as day 1, 2, 3, 5, 8, 15, 30, 60, 90 and 120 using a Li-COR 6400 infra-red gas analyzer (LiCOR, Lincoln, Nebraska). We extracted 15 mL of gas from the headspace of jars and injected it into the Li-COR 6400. Lids were removed for air exchange for 30 min after each CO<sub>2</sub> measurement was taken.

### Soil organic matter and total nitrogen

To determine total SOM and nitrogen, we dried soils for 48 h at 105°C so that water would not affect the final weight loss in the loss of ignition measurement (Zhang and Wang, 2014). Then the soil was sieved at 2 mm to remove rocks, roots and macro-fauna before being ground with a mortar and pestle and passed through a 0.25 mm mesh sieve. Ten grams of finely ground soil was collected and placed in a ceramic bowl (Tilman *et al.*, 2011). We attempted to remove soil carbonates by adding drops of 1 N HCL until soils were saturated and left for 24 h (Zhang and Wang, 2014).

After the carbonates were removed, soils were rinsed with distilled water on Whatman 125 mm filter paper five times before they were sent to Oklahoma State University (OSU) for SOM and nitrogen analyses (Zhang and Wang, 2014). Loss on ignition and LECO CN828 carbon and nitrogen analyzer were employed at OSU to determine total SOM and nitrogen respectively. The organic carbon was divided by the total nitrogen to find the C:N ratio.

### Statistical analysis

We used a two-way analysis of variance (ANOVA) with randomized block design to determine the main and interactive effects of plant type and soil depth to affect CO<sub>2</sub> evolution over time, cumulative CO<sub>2</sub> evolution, SOM, and soil nitrogen dynamics. Datasets were tested for normality and homoscedasticity with the Shapiro-Wilk W-test and Levene test, respectively. Day 0 did not meet normality assumptions and was log (X + 1) transformed before analysis. All analyses were done in JMP 12 (SAS Institute Inc., Cary, NC). The figures were created using SigmaPlot 12 (Systat Software, San Jose, CA).

## Results

### Cumulative CO<sub>2</sub> evolution

Crop type had the strongest influence on cumulative CO<sub>2</sub> evolution ( $F = 4.31$   $P = 0.02$ ; Table 1). The IWG cropping system produced the greatest cumulative CO<sub>2</sub> evolution while the annual cropping system had the least (Fig. 1). Cumulative CO<sub>2</sub> evolution for the IWG was on average 26.7% higher than the annual treatment and 10.9% higher than the RNV. Soil depth alone did not show a significant effect ( $F = 0.05$   $P = 0.82$ ). The crop type × soil depth interaction was marginally significant ( $F = 2.52$   $P = 0.09$ ).

It appears that soil depth has a strong influence on CO<sub>2</sub> respiration rates as the surface stratum in IWG was 49% greater than the surface stratum of the annual treatment, and only 9% greater in the deeper stratum (Fig. 1).

### CO<sub>2</sub> evolution over time

We found significant differences in cropping treatment × soil depth comparisons for CO<sub>2</sub> evolution for individual days throughout the experiment (Table 1), however CO<sub>2</sub> evolution was not influenced by soil depth on a cumulative basis ( $P > 0.05$  for all days). Initially, CO<sub>2</sub> evolution was mostly impacted by cropping treatment (days 1, 3, 8, 15); annual and IWG cropping systems differed, while the RNV vegetation did not differ from either the annual or IWG. For example, CO<sub>2</sub> evolution in IWG soils was on average greater than in annual soils on days 1, 3, 8, 15, respectively by 61, 36, 55, 45%. Cropping treatment × soil depth also initially had significant interactions on day 1, 5 and 8. The upper soil depth in IWG treatment respired the greatest CO<sub>2</sub> overall with RNV being intermediate and annual crops lowest (Fig. 2). IWG soils were found to respire 145, 73 and 113% on days 1, 5 and 8 compared to soils from annual crop treatments.

### Soil properties: soil organic matter and nitrogen

Total soil carbon and nitrogen responded to similar factors and in similar directions as did soil CO<sub>2</sub> evolution (Figs 3 and 4). Soil nitrogen was significantly different for each experimental factor: cropping treatment, soil depth, and cropping treatment × soil depth (Table 2,  $P < 0.05$ ). The largest effect was noted between the annual upper and IWG upper soil. The IWG treatments had an overall 40% greater total nitrogen concentration than annual treatments. Differences in total nitrogen were only significant in the upper soil stratum (Fig. 4). This explains why there was a significant cropping × soil depth interaction (Table 1). SOM was only significant for cropping treatment ( $F = 4.32$   $P = 0.02$ ) and almost significant for cropping treatment × soil depth ( $F = 3.03$   $P = 0.06$ ), but not solely influenced by soil depth. The amount of SOM was also greater in the IWG than annual monoculture treatments. The RNV was not statistically different from either crop and had an intermediate amount of SOM and nitrogen. The IWG had about 20% more SOM than the annual. The RNV was almost exactly in the middle, being about 10% greater than the annual and 10% lower than the IWG. The C:N ratio was not significantly different between treatments or depths ( $P > 0.05$ ). All treatments had a mean C:N ratio of approximately 15:1.

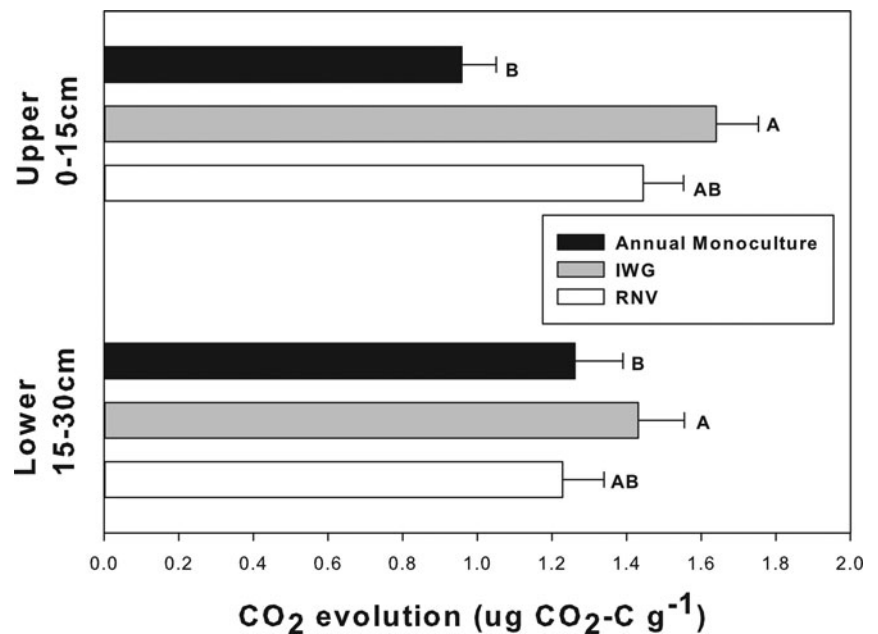
## Discussion

Cropping system was a stronger driver than soil depth in influencing soil CO<sub>2</sub> evolution both on specific days during the incubation and cumulatively. The IWG cropping system was characterized by perennial vegetation with large allocations of productivity belowground and minimal soil disturbance, whereas the annual cropping system was characterized by lower belowground allocation to roots and regular soil disturbance from tillage several times per year (Cox *et al.*, 2006; Sprunger, 2015). Sprunger (2015) compared IWG productivity to wheat at different nitrogen levels and found that IWG always had greater belowground biomass (3–12x of wheat). The IWG exhibited greater soil CO<sub>2</sub> evolution relative to annual monoculture, but neither differed significantly from RNV. Further, the IWG treatment

**Table 1.** Two-way ANOVA results testing for the main and interactive effects of cropping type by soil depth both across time and cumulatively to affect soil CO<sub>2</sub> evolution

Day	Cropping Type: <i>F</i>	Cropping Type: <i>P</i>	Soil Depth: <i>F</i>	Soil Depth: <i>P</i>	Cropping* Soil Depth: <i>F</i>	Cropping* Soil Depth: <i>P</i>
0	2.56	0.09	0.55	0.74	1.10	0.39
1	6.16	<0.01*	0.15	0.70	3.52	0.04*
2	0.64	0.53	2.05	0.15	0.22	0.80
3	3.53	0.04*	1.33	0.26	1.33	0.27
5	1.41	0.26	2.70	0.06	3.60	0.04*
8	5.73	<0.01*	0.83	0.37	3.20	0.05*
15	3.79	0.03*	<0.01	0.95	2.20	0.12
30	2.21	0.12	<0.01	0.94	0.56	0.58
60	0.04	0.96	1.01	0.32	0.09	0.91
90	0.94	0.40	0.02	0.88	0.65	0.53
120	1.63	0.21	2.92	0.09	<0.01	1.00
Cumulative	4.31	0.02*	0.05	0.82	2.52	0.09

*F* is the *F* statistic and *P* is the *P*-value. *P*-values with a "\*" are significant.



**Fig. 1.** The perennial IWG treatment has significantly more CO<sub>2</sub> evolution than the annual treatment. Bars are means for vegetation treatments (annual monocultures, IWGs, and RNV treatments) with standard error at upper and lower soil depths. Bars with different letters indicate a significant difference ( $P < 0.05$ ).

had greater total soil carbon, nitrogen, and SOM when compared to the annual; again, neither differed from RNV plots. Surprisingly, soil depth alone did not affect soil CO<sub>2</sub> evolution or soil C and SOM. Instead, soil depth effects were contingent upon cropping treatment. IWG exhibited greater soil CO<sub>2</sub> evolution than annual treatments at shallower depths (49%) than at deeper soil depths (9%).

The IWG cropping system followed trends previously documented in the literature when comparing perennial fields to annual croplands, where the fields with perennial plants have greater belowground allocation and consequently greater soil carbon and SOM than annual cropped fields (Wang *et al.*, 2008; Wesemael *et al.*, 2010; Glover *et al.*, 2012; Crews and Rumsey, 2017). For instance, a meta-analysis by Guo and Gifford (2002) found that when sites were converted from pastures to croplands,

fields lost on average 59% of their carbon stocks. Conversely, when croplands were converted to pastures, the fields had a mean increase of 19% to the carbon stock. When comparing grasslands to croplands that have both been harvested for 75 years, croplands had a 40% decrease in the SOM relative to perennial pasture (Culman *et al.*, 2010). While the IWG plots were not disturbed for 16 years, the current domesticated IWG crop that produces the grain Kernza® is typically replanted after 3–5 years. Even with this shorter rotation time, the perennial crop requires considerably less soil disturbance than an annual crop that is replanted every year (Glover and Reganold, 2010). Under perennial vegetation, soil is held intact and protected from wind and rain, losing less carbon than annual crops to erosion and runoff (Gyssels *et al.*, 2005; Cox *et al.*, 2006). Due to less soil disturbances and the longer growing season, perennial systems experience



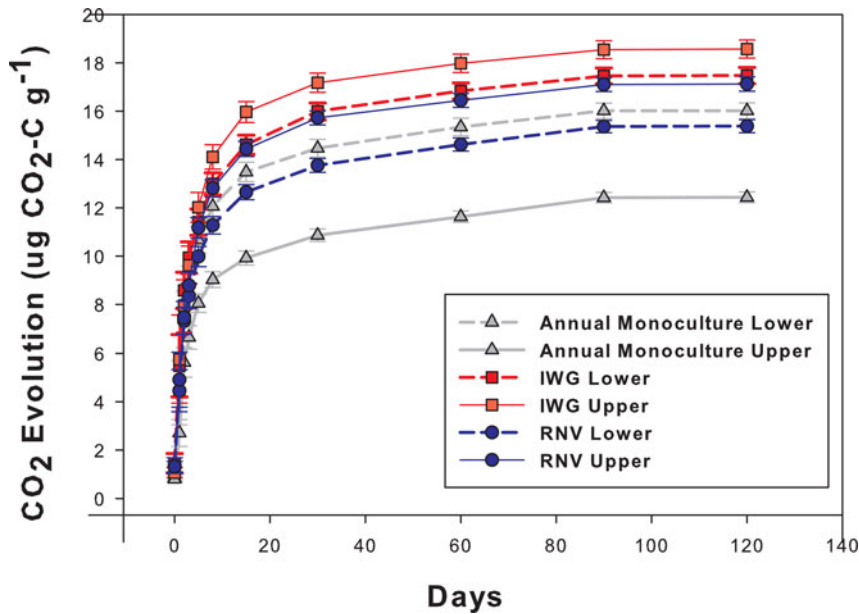


Fig. 2. The CO<sub>2</sub> evolution over time for each treatment and depth. Each day is an addition of the CO<sub>2</sub> respired that day and all days prior. The annual upper treatment has the least CO<sub>2</sub> evolution over time while the perennial upper has to most.

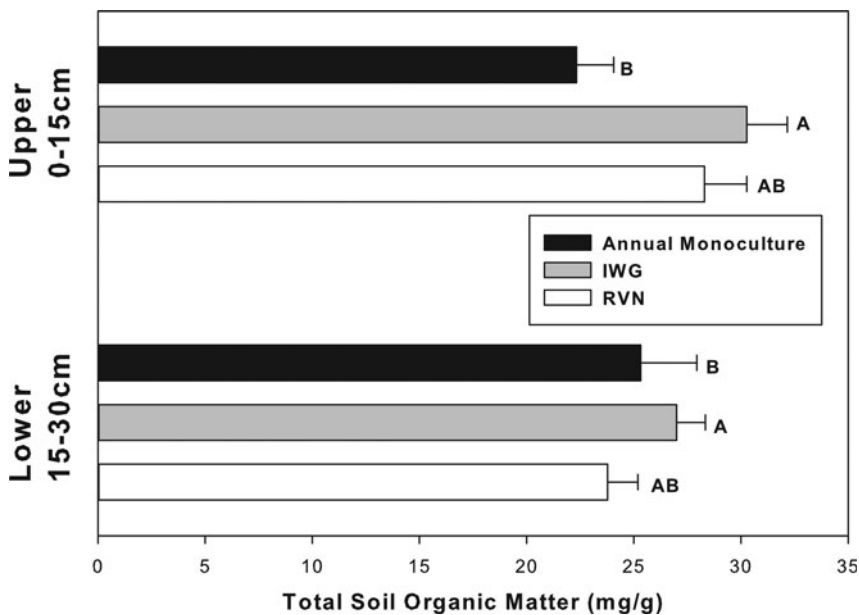


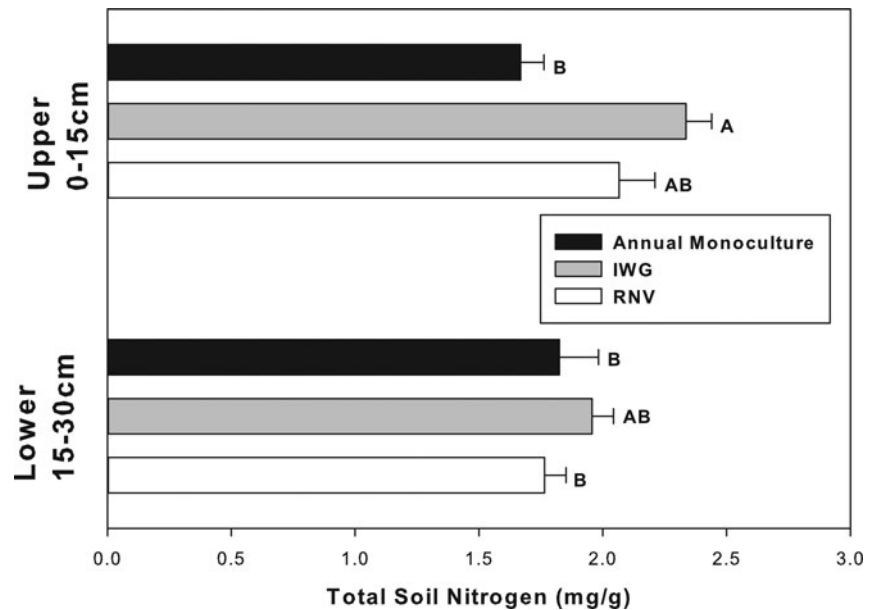
Fig. 3. SOM in annual cropped soils is significantly lower than IWG soils, but only at shallower depths. Bars are means for vegetation treatments (annual monocultures, IWGs, and RNV treatments) with standard error at upper and lower soil depths. Bars with different letters indicate a significant difference ( $P < 0.05$ ).

reduced losses and greater inputs of carbon into the soil (Glover *et al.*, 2007; Plaza *et al.*, 2013; Crews and Rumsey, 2017).

Soil disturbance appears to have been a large contributor to differences in soil carbon across treatments. Soil disturbances like tilling can break open stable aggregates. This process exposes previously protected carbon in topsoils to oxygen and microbial consumption, decreasing the soil's carbon stores (Sapkota *et al.*, 2012; Gougoulias *et al.*, 2014). In our study, the top 10 cm of soil in the annual fields, where microbial activities are greatest, experienced the most disturbance from tillage. Dou *et al.* (2008) observed that the soil depth from 0–15 cm experiences the greatest disturbance in terms of microbial biomass, nitrogen, and carbon, while soil depths below 15 cm do not appear to be strongly affected. Carter (1986) found that even shallow tillage reduced microbial biomass carbon and nitrogen by 10–23% when compared to no till. Guo and Gifford (2002) found that conversion

from annual crops to an un-tilled pasture, resulted in greater carbon return from roots and aboveground inputs compared to deeper soil strata. Perennial crops had more carbon in the A horizon (0–25 cm) than conventional annual cropping systems that included tilling (Syswerda *et al.*, 2011). Similarly, in our study soil carbon was observed to increase a greater amount for the IWG in shallow soils (40%) than in deeper soils (10%) of the annual monoculture (Fig. 2).

McKenna *et al.* (2020) collected samples of soil fungi within the same A.R.T. plots as our experiment. They looked at the differences of the soil fungi within the microbial community and found that the soil fungi were more similar between the RNV and IWG. They suggested that the tilling in annual monoculture is a driving factor that differentiates soil microbial composition. Variations in the microbial community will have an effect on both soil carbon and nitrogen. The similarity in the microbial



**Fig. 4.** Total soil nitrogen in annually cultivated soils is significantly lower than IWG soils, but only at shallower depths. Bars are means for vegetation treatments (annual monocultures, IWGs, and RNV treatments) with standard error at upper and lower soil depths. Bars with different letters indicate a significant difference ( $P < 0.05$ ).

**Table 2.** Two-way ANOVA results testing for the main and interactive effects of cropping type by soil depth both across time and pace for nitrogen, SOM, and C:N ratio

Property	Cropping Type: $F$	Cropping Type: $P$	Soil Depth: $F$	Soil Depth: $P$	Cropping*Soil Depth: $F$	Cropping*Soil Depth: $P$
Nitrogen	8.16	<0.01*	4.65	0.04*	4.25	0.02*
SOM	4.32	0.02*	1.43	0.24	3.03	0.06
C:N ratio	1.79	0.18	2.95	0.09	0.42	0.66

$F$  is the  $F$  statistic and  $P$  is the  $P$ -value.  $P$ -values with a "\*" are significant.

community between the RNV and IWG may be leading to the convergence of carbon and nitrogen stock between these fields and may account for the difference seen from the annual monoculture.

Differences in SOM were also likely caused by differences in crop net primary productivity. While the aboveground biomass is removed for all of our treatments, perennials have a larger root system and greater belowground biomass than annuals (Cox *et al.*, 2006). When comparing IWG to wheat, IWG has on average much greater aboveground (1.5x) and belowground (15x) biomass (Sprunger, 2015). IWG had 4.8 times the coarse root biomass and 2.6 times the fine root biomass of wheat (Sprunger *et al.*, 2019). The increase in coarse root biomass led to greater C:N ratio, which may equate to a greater capacity to store carbon (Sprunger *et al.*, 2019).

As with the IWG, RNV was expected to have greater soil carbon than both single species crops since increased diversity and perennial plants usually lead to greater carbon storage (Yang *et al.*, 2019). Unexpectedly, the RNV had soil carbon amounts that were intermediate between the perennial and annual monocultures and did not differ significantly from either one. The monocultures were both fertilized, most likely resulting in greater productivity and thus belowground allocation. The RNV also had aboveground biomass removed as hay or through burning, which prevented the aboveground carbon from returning to the soil.

Loss of carbon can also lead to a decrease in microbes since they use labile carbon as an energy source and building block for biomass (Hoyle *et al.*, 2011). A reduction in microbes, such as nitrogen-fixing bacteria, can disrupt nutrient cycling, leading

to reduction in soil nitrogen mineralization (Kibblewhite *et al.*, 2008; Hoyle *et al.*, 2011). Since the IWG fields are not tilled, the perennials may help maintain microbial populations and nutrient cycling. The perennial root systems take time to develop, and it can take several years to see differences in the bacterial communities (Sprunger *et al.*, 2019). When looking at IWG compared to wheat, it took about four years for the bacterial communities to diverge, which was attributed to the time it took for the microbes to respond to the chemical changes in the root systems (Sprunger *et al.*, 2019). The soil carbon flux and nitrogen differed the most in the upper layer of soil (0–15 cm) between the perennial and annual monocultures and is most likely caused by tilling and plant life strategy (annual vs. perennial). The nitrogen cycling exemplifies the difference tilling makes in nitrogen stocks, with the IWG treatment showing a 40% increase in total N over the annual treatment in the upper 15 cm.

Similar to soil carbon, soil nitrogen was highest in the IWG and lowest in the annual. Perennial grasses are known to efficiently take up and better retain soil nitrogen when compared to annual cropping. This greater nitrogen uptake leads to a reduction in the amount of nitrogen lost (Jackson, 2017). In a study by Joffre (1990), annual grasses were found to return less nitrogen (27 ppm N-NO<sub>4</sub> and N-NO<sub>3</sub>) to the soil than perennial grasses (37 ppm) in part because the annual grass has less SOM thus causing lower nitrogen mineralization rates throughout the growing season in a Mediterranean grassland. When comparing an annual corn-corn-soybean cropping system to perennial grass (Switchgrass, *Panicum virgatum*), the annual treatments exhibited

higher available soil nitrogen due to fertilization additions, but overall, lost considerably more soil nitrogen than the perennial grasses through nitrate leaching (Smith *et al.*, 2013). The corn also had much more nitrogen in its aboveground biomass than the switchgrass since the nitrogen is removed from the grass's aboveground biomass and not returned to the soil at senescence. Paustian *et al.* (1990) found nitrogen mineralization to be higher in perennial grass (21 g m<sup>-2</sup>) compared to annual barley (9 g m<sup>-2</sup>).

The C:N ratio was rather high at about 15:1, which may indicate that the treatments were more nitrogen limited than carbon limited, resulting in less nitrogen being released per unit of mineralized SOM. Perennial systems typically have higher C:N ratios than annual cropping systems (Sprunger *et al.*, 2019). Kernza® was found to have higher C:N in the coarse roots than wheat (Sprunger *et al.*, 2019). In another perennial system, Hunt *et al.* (1988) documented that plant production in prairies was limited by nitrogen and significantly increased with fertilizer addition. While the amount of soil carbon did increase in their prairie soil with increased prairie age, C:N ratio did not change, indicating that the nitrogen increases in proportion to carbon. The C:N ratio was similar for all the cropping treatments even though total soil nitrogen and carbon varied significantly between treatments. This consistency highlights the tight linkage between carbon and nitrogen in each of the treatments.

## Conclusions

We found the main and interactive effects of plant cropping treatment and soil depth to affect soil C and N dynamics. First, we found that the IWGs have the potential of greater soil CO<sub>2</sub> fluxes through microbial respiration of stored carbon likely due to greater stored soil C and N (e.g., substrate) in perennial treatments than annual treatments. Contrary to our predictions, the RNV was intermediate between the annual and IWG treatments in respect to its soil carbon flux and C and N storage. Our findings indicate that perennial crop monocultures have a greater potential for carbon mineralization due to greater sequestration than annual cropping practices. Using perennial grain monoculture instead of annual monoculture has the potential to help maintain soil health (carbon and nitrogen levels) and lead to a more sustainable system. Perennial grain polycultures may achieve even greater levels of carbon and nitrogen cycling (Crews *et al.*, 2016). Farmers look positively on crops that can bring about restorative agriculture, and this study gives evidence that perennial grains can potentially increase total carbon and nitrogen (Lanker *et al.*, 2019); however, perennial grains currently produce less grain than traditional wheat, which can constraint farmers' decisions (Pugliese, 2017). While findings from a laboratory experiment may not perfectly mirror what is happening *in situ*, it can shed light on potential trends and give insight to what is happening within these environments (Cleveland *et al.*, 2007; Adekanmbi *et al.*, 2020). *In situ* soil respiration measurements would be very useful to evaluate effects of climate and microbial variation through time on CO<sub>2</sub> evolution and other dynamic soil properties. Another important direction for future research would include analyses of soils from greater depths to evaluate the importance of deep root proliferation on soil properties.

## References

Adekanmbi AA, Shaw LJ and Sizmur T (2020) Effect of sieving on ex situ soil respiration of soils from three land use types. *Journal of Soil Science and Plant Nutrition* **20**, 912–916.

- Arrouays D, Balesdent J, Germon JC, Jayet PA, Soussana JF and Stengel P (Eds) (2002) Increasing carbon stocks in French Agricultural Soils. In *Mitigation of the Greenhouse Effect; Synthesis of an Assessment Report by the French Institute of Agricultural Research*. INRA: Paris, France.
- Bandaru V, Izaurrealde RC, Manowitz D, Link R, Zhang X and Post WM (2013) Soil carbon change and net energy associate with biofuel production on marginal lands: a regional modeling perspective. *Journal of Environmental Quality* **42**, 1802–1814.
- Bronick CJ and Lal R (2005) Soil structure and management: a review. *Geoderma* **124**, 3–22.
- Carter MR (1986) Microbial biomass as an index for tillage induced changes in soil biological properties. *Soil and Tillage Research* **7**, 29–40.
- Cleveland CC, Nemergut DR, Schmidt SK and Townsend AR (2007) Increases in soil respiration following labile carbon additions linked to rapid shift in soil microbial community composition. *Biogeochemistry* **82**, 229–240.
- Cox TS, Glover JD, Van Tassel DL, Cox CM and DeHaan LR (2006) Prospects for developing perennial grain crops. *BioScience* **56**, 649–659.
- Crews TE and Rumsey BE (2017) What agriculture can learn from native ecosystems in building soil organic matter: a review. *Sustainability* **9**, 1–18. doi: 10.3390/su9040578
- Crews TE and Cattani DJ (2018) Strategies, advances, and challenges in breeding perennial grain crops. *Sustainability* **10**, 1–18. doi: 10.3390/su10072192
- Crews TE, Blesh J, Culman SW, Hayes RC, Jensen ES, Mack MC, Peoples MB and Schipanski ME (2016) Going where no grains have gone before: from early to mid-succession. *Agriculture, Ecosystems and Environment* **223**, 223–238.
- Culman SW, DuPont ST, Glover JD, Buckley DH, Fick GW, Ferris H and Crews TE (2010) Long-term impacts of high-input annual cropping and unfertilized perennial grass production on soil properties and belowground food webs in Kansas, USA. *Agriculture, Ecosystems, and Environment* **137**, 13–24.
- De Deyn GB, Shiel RS, Ostle NJ, McNamara NP, Oakley S, Young I, Freeman C, Fenner N, Quirk H and Bardgett RD (2011) Additional carbon sequestration benefits of grassland diversity restoration. *Journal of Applied Ecology* **48**, 600–608.
- De Graff MA, Castro H, Classen AT, Garten CT and Schadt CW (2010) Root exudate mediate plant residue decomposition rates by regulating the microbial community structure. *New Phytologist* **188**, 1055–1064.
- DeHaan LR, Van Tassel DL and Cox TS (2004) Perennial grain crops: a synthesis of ecology and plant breeding. *Renewable Agriculture and Food Systems* **20**, 5–14.
- Diederich KM, Ruark MD, Krishnan K, Arriaga J and Silva EM (2019) Increasing labile soil carbon and nitrogen fractions require a change in system, rather than practice. *Soil Science Society of America Journal* **83**, 1733–1745.
- Dignac M, Derrien D, Barré P, Barot S, Cécillon L, Chenu C, Chevallier T, Freschet GT, Garnier P, Guenet B, Hedde M, Klumpp K, Lashermes G, Maron P, Nunan N, Roumet C and Basile-Doelsch I (2017) Increasing soil carbon storage: mechanisms, effects of agricultural practices and proxies. A review. *Agronomy for Sustainable Development* **37**, 14. doi: 10.1007/s13593-017-0421-2
- Dou F, Wright AL and Hons FM (2008) Sensitivity of labile soil organic carbon to tillage in wheat-based cropping systems. *Soil Science Society of America* **73**, 1445–1453.
- Flanagan DC and Visser SM (2004) Chapter 2: commonalities in WEPP and WEPS and efforts towards a single erosion process model. *Tropical Resource Management Papers* **50**, 15–28.
- Glover JD and Reganold JP (2010) Perennial grains: food security for the future. *Issues in Science and Technology* **26**, 41–47.
- Glover JD, Cox CM and Reganold JP (2007) Future farming: a return to roots? *Scientific American* **297**, 82–89.
- Glover JD, Cox CM and Reganold JP (2012) Plant perennials to save Africa's soils. *Nature* **489**, 359–361.
- Gougoulias C, Clark JM and Shaw LJ (2014) The role of soil microbes in global carbon cycle: tracking the below-ground microbial processing of plant-derived carbon for manipulating carbon dynamics in agricultural systems. *Journal of the Science of Food and Agriculture* **94**, 2362–2371.
- Guo LB and Gifford RM (2002) Soil carbon stocks and land use change: a meta analysis. *Global Change Biology* **8**, 345–360.

- Gyssels G, Poesen J, Bochet E and Li Y (2005) Impact of plant roots on the resistance of soils to erosion by water: a review. *Progress in Physical Geography* **29**, 189–217.
- Hoyle FC, Baldock JA and Murphy DV (2011) Chapter 14: Soil organic carbon - role in rainfed farming systems. In Tow P, Cooper I, Partridge I and Birch C (eds), *Rainfed Farming Systems*. New York, NY: Springer International, pp. 339–361.
- Hunt HW, Ingham ER, Coleman DC, Elliott ET and Reid CPP (1988) Nitrogen limitation of production and decomposition in prairie, mountain meadow, and pine forest. *Ecology* **69**, 1009–1016.
- Jackson RD (2017) Chapter 15: Targeted use of perennial grass biomass crops in and around annual crop production fields to improve soil health. In Al-Kaisi MM and Lowery B (eds), *Soil Health and Intensification of Agroecosystems*. London: Academic Press, pp. 335–352.
- Jacot J, Williams AS and Kiniry JR (2021) Biofuel benefit or bummer? A review comparing environmental effects, economics, and feasibility of North American native perennial grass and traditional annual row crops when used for biofuel. *Agronomy* **11**, 1440. doi: 10.3390/agronomy11071440
- Joffre R (1990) Plant and soil nitrogen dynamics in Mediterranean grasslands: a comparison of annual and perennial grasses. *Oecologia* **85**, 142–149.
- Kämpf I, Hölzen N, Störrle M, Broll G and Kiehl K (2016) Potential of temperate agriculture soils for carbon sequestration: a meta-analysis of land-use. *The Science of the Total Environment* **566–567**, 428–435.
- Kantola IB, Mater MD and DeLucia EH (2017) Soil particulate organic matter increases under perennial bioenergy crop agriculture. *Soil Biology & Biochemistry* **113**, 184–191.
- Kell DB (2011) Breeding crop plants with deep roots: their role in sustainable carbon, nutrient and water sequestration. *Annals of Botany* **108**, 407–418.
- Kibblewhite MG, Ritz K and Swift MJ (2008) Soil health in agricultural systems. *Philosophical Transactions of the Royal Society* **363**, 685–701.
- Kramer C and Gleixner G (2008) Soil organic matter in soil depth profiles: distinct carbon preferences of microbial groups during carbon transformation. *Soil Biology and Biochemistry* **40**, 425–433.
- Kristensen HL, McCarthy GW and Meisinger JJ (2014) Effects of soil structure on mineralization of organic soil. *Soil Science Society of America Journal* **64**, 371–378.
- Kucharik CJ (2007) Impact of prairie age and soil order on carbon and nitrogen sequestration. *Soil Science Society of America Journal* **71**, 430–441.
- Lal R (2002) Soil carbon dynamics in cropland and rangeland. *Environmental Pollution* **116**, 353–362.
- Lange M, Eisenhauer N, Sierra CA, Bessler H, Engels C, Griffiths RI, Mellando-Vázquez PG, Malik AA, Roy J, Scheu S, Steinbeiss S, Thomson BC, Trumbore SE and Gleixner G (2015) Plant diversity increases microbial activity and soil carbon storage. *Nature Communications* **6**, 6707. doi: 10.1038/ncomms7707
- Lanker M, Bell M and Picasso VD (2019) Farmer perspectives and experiences introducing the novel perennial grain Kernza® intermediate wheatgrass in the US Midwest. *Renewable Agriculture and Food Systems* **35**, 653–662.
- Ledo A, Smith P, Zerihun A, Whitaker J, Vicente-Vicente JL, Qin Z, McNamara NP, Zinn YL, Llorente M, Liebig M, Kuhnert M, Dondini M, Don A, Diaz-Pines E, Datta A, Bakka H, Aguilera E and Hillier J (2020) Changes in soil organic carbon under perennial crops. *Global Change Biology* **26**, 4158–4168.
- Matamala R, Jastrow JD, Miller RM and Garten CT (2009) Temporal changes in C and N stocks of restored prairie: implications for C sequestration strategies. *Ecological Applications* **18**, 1470–1488.
- Matson PA, Parton WJ, Power AG and Swift MJ (1997) Agricultural intensification and ecosystem properties. *Science (New York, N.Y.)* **277**, 504–509.
- McGowan AR, Nicoloso RS, Habib ED, Roozeboom KL and Rice CW (2019) Soil organic carbon, aggregation, and microbial community structure in annual and perennial biofuel crops. *Agronomy Journal* **111**, 128–142.
- McKenna TP, Crews TE, Kemp L and Sikes BA (2020) Community structure of soil fungi in a novel perennial crop monoculture, annual agriculture, and native prairie reconstruction. *PLoS ONE* **15**, 1.
- McLauchlan KK, Hobbie SE and Post WM (2006) Conversion from agriculture to grassland builds soil organic matter on decadal timescales. *Ecological Applications* **16**, 143–153.
- Monti A and Zatta A (2009) Root distribution and soil moisture retrieval in perennial and annual energy crops in northern Italy. *Agriculture, Ecosystems, and Environment* **132**, 252–259.
- Necpálová M, Anex Jr RP and Kravchenko AN (2014) What does it take to detect a change in soil carbon stock? A regional comparison of minimum detectable differences and experiment duration in north central United States. *Journal of Soil and Water Conservation* **69**, 517–531.
- Paustian K, Andren O, Clarholm M, Hansson AC, Johansson G, Lagerlof J, Lindberg T, Pettersson R and Sohlenius B (1990) Carbon and nitrogen budgets of four agro-ecosystems with annual and perennial crops with and without N fertilization. *Journal of Applied Ecology* **27**, 60–84.
- Plaza C, Courtier-Murias D, Fernández JM, Polo A and Simpson AJ (2013) Physical, chemical, and biochemical mechanisms of soil organic matter stabilization under conservation tillage systems: a central role for microbes and microbial by-products in C sequestration. *Soil Biology and Biochemistry* **57**, 124–134.
- Post WM and Kwon KC (2000) Soil carbon sequestration and land-use change: processes and potential. *Global Change Biology* **6**, 317–328.
- Pugliese JY (2017) *Above- and belowground response to managing Kernza® (Thinopyrum intermedium) as dual-use crop for forage and grain* (Master's thesis). The Ohio State University. Columbus.
- Rovira P and Vallejo VR (2002) Labile and recalcitrant pools of carbon and nitrogen in organic matter decomposing at different depths in soil: an acid hydrolysis approach. *Geoderma* **107**, 109–141.
- Sapkota TB, Mazzoncini M, Barberi P, Antichi D and Silvestri N (2012) Fifteen years of no till increase soil organic matter, microbial biomass and arthropod diversity in cover crop-based arable cropping systems. *Agronomy for Sustainable Development* **32**, 853–863.
- Smith CM, David MB, Mitchell CA, Masters MD, Anderson-Teixeira KJ, Bernacchi CJ and DeLucia EH (2013) Reduced nitrogen losses after conversion of row crop agriculture to perennial biofuel crops. *Journal of Environmental Quality* **42**, 219–228.
- Sprunger CD (2015) *Root production and soil carbon accumulation in annual, perennial, and diverse cropping systems* (PhD dissertation). Michigan State University. Ann Arbor.
- Sprunger CD, Culman SW, Peralta AL, DuPont ST, Lennon JT and Snapp SS (2019) Perennial grain crop roots and nitrogen management shape soil food webs and soil carbon dynamics. *Soil Biology and Biochemistry* **137**, 107573. doi: 10.1016/j.soilbio.2019.107573
- Syswerda SP, Corbin AT, Mokma DL, Kravchenko AN and Robertson GP (2011) Agricultural management and soil carbon storage in surface vs deep layers. *Soil Science Society of America* **75**, 92–101.
- Thakur MP, Milcu A, Manning P, Niklaus PA, Roscher C, Power S, Reich PB, Scheu S, Tilman D, Ai F, Guo H, Ji R, Pierce S, Ramirez NG, Richter AN, Steinauer K, Strecker T, Vogel A and Eisenhauer N (2015) Plant diversity drives soil microbial biomass carbon in grasslands irrespective of global environmental change factors. *Global Change Biology* **21**, 4076–4085.
- Tilman D, Reich PB, Knops J, Wedin D, Mielke R and Lehman C (2001) Diversity and productivity in a long-term grassland experiment. *Science (New York, N.Y.)* **294**, 843–845.
- Tilman D, Balzer C, Hill J and Befort BL (2011) Global food demand and the sustainable intensification of agriculture. *PNAS* **108**, 20260–20264.
- Wang ZP, Han XG and Li LH (2008) Effects of grassland conversion to croplands on soil organic carbon in the temperate inner Mongolia. *Journal of Environmental Management* **86**, 529–534.
- Wesemael BV, Paustian K, Meersmans J, Goidts E, Barancikova G and Easter M (2010) Agricultural management explains historic changes in regional carbon stocks. *PNAS* **107**, 14926–14930.
- Yang Y, Tilman D, Furey G and Lehman C (2019) Soil carbon sequestration accelerated by restoration of grassland biodiversity. *Nature Communications* **10**, 1–7.
- Zhang H and Wang JJ (2014) Loss on ignition method. In Sikora FJ and Moore KP (eds), *Soil Test Methods From the Southeastern United States*, vol. 419. Clemson, SC: Southern Cooperative Series Bulletin, pp. 155–157. Available at <http://aesl.ces.uga.edu/sera6/PUB/MethodsManualFinalSERA6.pdf> (accessed 12 March 2019).