

# Towards Global Volunteer Monitoring of Odonate Abundance

JASON BRIED, LESLIE RIES, BRENDA SMITH, MICHAEL PATTEN, JOHN ABBOTT, JOAN BALL-DAMEROW, ROBERT CANNINGS, ADOLFO CORDERO-RIVERA, ALEX CÓRDOBA-AGUILAR, PAULO DE MARCO JR, KLAAS-DOUWE DIJKSTRA, ALEŠ DOLNÝ, ROY VAN GRUNSVEN, DAVID HALSTEAD, FILIP HARABIŠ, CHRISTOPHER HASSALL, MARTIN JEANMOUGIN, COLIN JONES, LEANDRO JUEN, VINCENT KALKMAN, GABRIELLA KIETZKA, CELESTE SEARLES MAZZACANO, ALBERT ORR, MARY ANN PERRON, MAYA ROCHA-ORTEGA, GÖRAN SAHLÉN, MICHAEL SAMWAYS, ADAM SIEPIELSKI, JOHN SIMAIKA, FRANK SUHLING, LES UNDERHILL, AND ERIN WHITE

*Insects are reportedly experiencing widespread declines, but we generally have sparse data on their abundance. Correcting this shortfall will take more effort than professional entomologists alone can manage. Volunteer nature enthusiasts can greatly help to monitor the abundance of dragonflies and damselflies (Odonata), iconic freshwater sentinels and one of the few nonpollinator insect groups appreciated by the public and amenable to citizen science. Although counting individual odonates is common in some locations, current data will not enable a global perspective on odonate abundance patterns and trends. Borrowing insight from butterfly monitoring efforts, we outline basic plans for a global volunteer network to count odonates, including organizational structure, advertising and recruiting, and data collection, submission, and synthesis. We hope our proposal serves as a catalyst for richer coordinated efforts to understand population trends of odonates and other insects in the Anthropocene.*

**Keywords:** citizen science, community science, Odonata, insect declines, Prestonian shortfall

**P**rovocative headlines such as “Insectageddon,” “Insect Apocalypse,” and “The Great Insect Dying” have directed the world’s attention to a purported widespread decline of insects and elicited calls for immediate action (Basset and Lamarre 2019, Forister et al. 2019, Sánchez-Bayo and Wyckhuys 2019, Cardoso et al. 2020, Harvey et al. 2020). Although the trend is deeply concerning, the flashpoint study (Sánchez-Bayo and Wyckhuys 2019) has come under academic criticism and doubt lingers over how well existing data and analyses can predict trends and support the notion of a general demise (Cardoso and Leather 2019, Komonen et al. 2019, Thomas et al. 2019, Didham et al. 2020, Montgomery et al. 2020, Saunders et al. 2020, Wagner 2020).

One of the key problems is not having the requisite baseline and monitoring data, beyond anecdotes such as less bug splatter on the windshield and fewer fireflies at night (Lewis et al. 2020). Recent interviews with 24 entomologists from 12 nations on six continents pointed to how people typically record species richness of insects but not the abundance of each species (Hance 2019). Except for high-interest pests and pollinators (e.g., Ries and Oberhauser 2015) there is an overall dearth of abundance knowledge (the Prestonian shortfall; Cardoso et al. 2011) for insects (Samways 2015).

For certain taxa, citizen or community science may be the only solution to addressing the Prestonian shortfall and rapidly assessing global trends, because volunteer nature enthusiasts far outnumber professional biologists and can provide significantly more geographic coverage and data points over time (McKinley et al. 2017, Callaghan et al. 2019). Despite challenges in working with citizen-science data (Dickinson et al. 2010), the complex path to assessing insect declines will have to include broadscale, long-term abundance monitoring driven largely by volunteers (Cardoso et al. 2020, Didham et al. 2020, Harvey et al. 2020, Montgomery et al. 2020, Samways 2020, Wagner 2020).

As showy pollinators, butterflies (Lepidoptera) are gateway insects and perennial favorites of entomological citizen science (Acorn 2017), with abundance-based monitoring backed by national funding initiatives in Europe and institutional coalitions in the United States (Taron and Ries 2015, Cardoso and Leather 2019). The similarly charismatic dragonflies and damselflies (Odonata) have not received this level of attention, despite their interesting behavioral repertoire (Cordero-Rivera 2017) and importance as targets, tools, and models in conservation (Clausnitzer et al. 2009, Bried and Samways 2015, Vorster et al. 2020). Their trophic position as

top or mid-level consumers has great influence on freshwater interaction webs and land–water energy transfers (Córdoba-Aguilar 2008). Odonates are also a leading indicator of large-scale environmental change (Hassall 2015) and potential surrogates for broader segments of freshwater biodiversity (Kietzka et al. 2019). Combined with butterflies, they colorfully symbolize the terrestrial and freshwater realms supporting nearly the entire insect tree of life. And like butterflies, odonates attract public interest and can be easy to identify and enumerate, creating prime opportunities for citizen science and improving the biocultural, socioecological, and psychological dimensions of insect conservation (Lemelin 2007, Ngiam et al. 2017, Simaika and Samways 2018).

In the present article, we explain why abundance matters, review the global data and challenges for estimating odonate species abundances, and propose an approach to global volunteer monitoring, outlining basic plans for organizational structure, advertising and recruiting, and data collection, submission, and synthesis. Public participation will be essential to overcoming the Prestonian shortfall for a flagship insect group capable of connecting people and nature.

### Why abundance matters

Estimating the abundance of insect species is paramount to safeguarding their populations (Samways 2015, 2020). Unfortunately for insect conservation, species abundance data are generally very limited in space and time, and occurrence-based surrogates are commonly used to evaluate odonate population trends and extinction risk (Goertzen and Suhling 2019, Termaat et al. 2019, Rocha-Ortega et al. 2020). Occurrence patterns across space and time may correlate with changes in population abundance (Gaston et al. 2000, Thorne et al. 2006), especially in cases of small or low-density populations or when species are structured into metapopulations (MacKenzie et al. 2006). However, occurrences inherently mask underlying abundance variation and can have less statistical power than abundance to signal population declines (Pollock 2006), potentially delaying critical actions. There is growing evidence that even some common insect species are declining (Wepprich et al. 2019, Wagner 2020), which we cannot detect with occurrence data. Furthermore, many data sets lack information on absence (e.g., museum specimens, most biodiversity databases) and using presence-only data to make inferences about abundance is still premature (Ries et al. 2019).

Abundance is central in manifestations of evolutionary ecology such as behavioral diversity (Cordero-Rivera 2017) and species coexistence (Siepielski et al. 2018) and to applied areas such as bioindication of stressors (e.g., pollution, riparian deforestation; de paiva Silva et al. 2010, Córdoba-Aguilar and Rocha-Ortega 2019) and provisioning of ecological and cultural services (Dee et al. 2019). Characterization of services is especially critical to improving people's awareness and psychological connection with insects (Simaika and Samways 2018). Dragonflies and damselflies offer abundance-related services such as regulation of energy

flows and biological pests (e.g., mosquitos) but may cause disservices by hosting parasites and consuming pollinators (Simaika and Samways 2008, Sang and Teder 2011, May 2019). In addition, counts of individual odonates can help to identify autochthonous (resident, nonimmigrant) species occurrences, which may in turn strengthen inferences on abundance patterns and their relationship to environmental gradients (Patten et al. 2015, Bried et al. 2016).

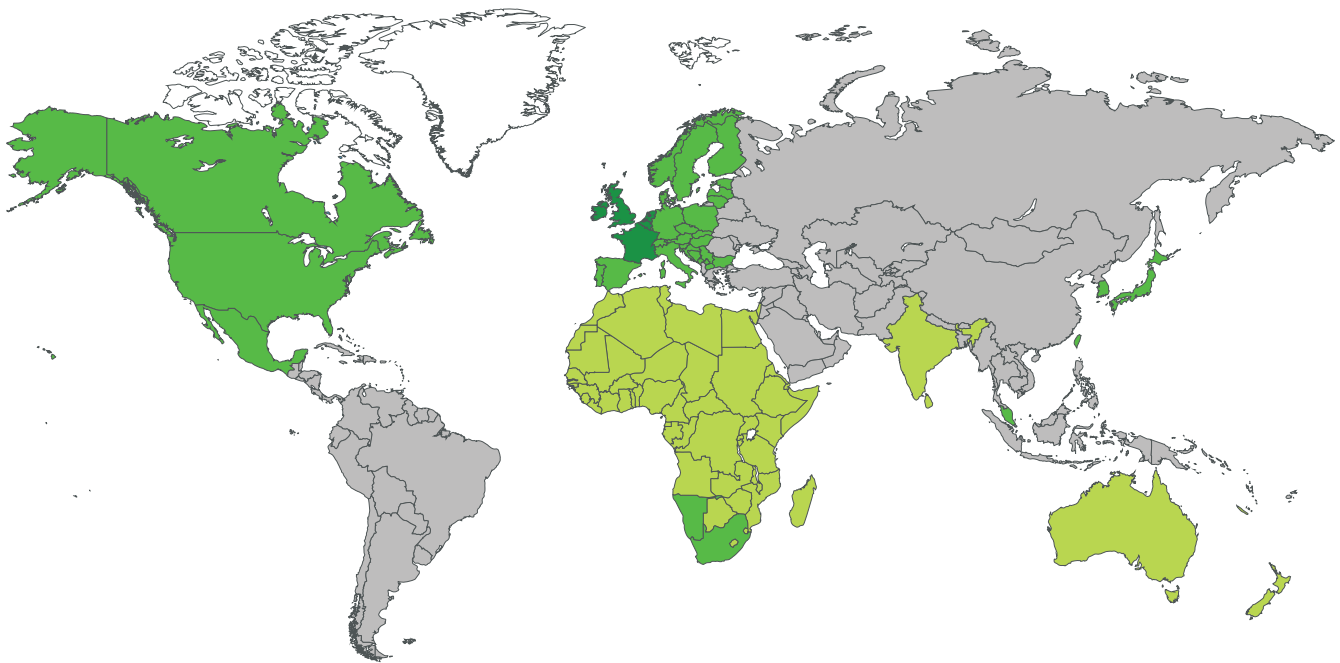
Insects generally exhibit substantial population fluctuations that call for direct measures of abundance. Of course, larger fluctuations require longer time series and larger sample sizes to detect, assess, and predict changes through time (Pollock 2006, Magurran et al. 2010, White 2019). Realistically, given the large geographic ranges of many taxa, only citizen-science monitoring can attain the necessary statistical power for spatially robust trends analysis of odonates, as it has for butterflies (Weiser et al. 2019, Wepprich et al. 2019).

### Who's counting?

Odonata citizen science has surged with the proliferation of field guides, digital photography, and online data portals. Odonata enthusiasts around the world are engaged in record collecting and have greatly contributed to species inventories and distribution knowledge. Abundance knowledge, however, has lagged significantly (figure 1). In this section, we give an overview of major abundance efforts for odonates (summarized in table 1) and the strong contribution of volunteers ranging from amateur naturalists to career biologists. Nearly all the records information in table 1 and summarized below comes from the adult stages.

**Europe.** The Netherlands is home to the world's largest odonate abundance campaign. Since the early nineteenth century, tens of thousands of Dutch citizens have opportunistically contributed over three million odonate records totaling over 25 million individuals. The data are validated by experienced volunteers and conservation professionals through online data-sharing platforms ([www.waarneming.nl](http://www.waarneming.nl), [www.ndff.nl/overdendff](http://www.ndff.nl/overdendff)). In 1999, the government-funded Dutch Dragonfly Monitoring Scheme began an initiative collecting standardized abundance data across 500 transects to estimate national population trends, with a focus on species listed by the European Union's Habitats Directive. As of September 2019, the Scheme had documented about 281,000 records (unique species–transect–count combinations), counted more than 2.8 million individuals, and over recent decades indicated a strong abundance recovery nationwide (Termaat et al. 2015).

Odonata citizen scientists have been active in the United Kingdom, with nearly 13,000 people contributing over time, especially between 1996 and 2014 (this includes Ireland as well; Cham et al. 2014). The British Dragonfly Society coordinates and curates the data collection, including the nearly 1.3 million records (as of September 2019) in the National Biodiversity Network Atlas ([www.nbnatlas.org](http://www.nbnatlas.org)). But only



**Figure 1.** Amalgamation of current distribution and trend (standardized abundance) data for dragonflies and damselflies (Odonata). Grey indicates that there was no large publicly available distribution database, that identification tools were lacking, and that there was minimal citizen participation. Light green indicates that there were publicly available distribution databases but generally limited citizen participation or identification tools. Green indicates extensive distribution data and citizen participation but a general lack of trends data (see table 1). Dark green indicates extensive distribution, trends data, and citizen participation.

about 2% of these contain counts of individuals, despite the Society using abundance to help identify priority sites and viable breeding populations. Between 2009 and 2012, the Society piloted the British Dragonfly Monitoring Scheme, a transect approach to derive population indices following the Dutch scheme. However, difficulties with volunteer recruitment and retention, combined with disagreements over the accuracy of count data, led to the scheme being discontinued in favor of species lists and occupancy modeling approaches.

Odonata abundance is also being recorded in the Czech Republic, France, Germany, Spain, and Sweden (table 1). In the Czech Republic, volunteers usually count individual odonates ([www.biolib.cz](http://www.biolib.cz)), and recent monitoring (2016–2018) by the national Nature Conservation Agency ([www.portal.nature.cz](http://www.portal.nature.cz)) added a significant boost to the abundance records. In France, a complex network of organizations, programs, and naturalist groups has built a large opportunistic records database ([www.insectes.org](http://www.insectes.org)) and launched a project aimed specifically at assessing national population trends (<http://steli.mnhn.fr>). Germany maintains a large odonate distribution atlas (Brockhaus et al. 2015) compiled by the GdO (a dragonfly society of German-speaking odonatologists) across 89 organizations and 2900 contributors; however, fewer than half of the approximately 1.2 million records include counts

of individuals. Several regions of Spain have published distribution atlases driven mainly by volunteers, with count data available for Catalonia ([www.oxygastra.org](http://www.oxygastra.org)) and ongoing projects in Andalusia, Galicia, Valencia, and the Balearic Islands. Most observations in the Swedish database ([www.artportalen.se](http://www.artportalen.se)) come from volunteers (5635 people) and contain counts of individuals, with over 45,000 standardized abundance records found in select jurisdictions (Östergötland county and Scania province).

**North America.** Odonata abundance counting in North America is limited overall, but strong in selected provinces and states (table 1). The Migratory Dragonfly Partnership ([www.MigratoryDragonflyPartnership.org](http://www.MigratoryDragonflyPartnership.org)) and Pond Watch ([www.PondWatch.org](http://www.PondWatch.org)) initiative provide an ongoing multinational citizen program focused on North America's major migratory species. However, this amounts to barely 1% of the continent's 400 dragonfly (Odonata: Anisoptera) species, and efforts to record abundance have been sparse (table 1). The United States accounts for most (92%) of the more than 300,000 records stored in Odonata Central ([www.OdonataCentral.org](http://www.OdonataCentral.org)), but numeric count data have largely been confined to a few state-based programs (table 1). Some data sets are extensive but not yet digitized, such as a long time series of structured (transect-based) abundance surveys led by the Northern Virginia Audubon Society.

**Table 1. A global representation of dragonfly and damselfly (Odonata) abundance counts as of Fall 2019.**

Location	Project or database	Survey type	Total records	Number of abundance records
Czech Republic	BioLib	Opportunistic	7855	6283*
	Nature Conservancy Agency	Standardized	21,661	10,455
France	French National Inventory of Odonata	Opportunistic	631,469	21,149
	Temporal Monitoring of Dragonflies	Standardized	21,426	20,149
Germany	GdO (compilation of all data in Germany)	Opportunistic	1,167,782	approximately 79,200 approximately 512,300*
Netherlands	National Database for Flora and Fauna	Opportunistic	3,234,062	3,220,187
	Dutch Dragonfly Monitoring Scheme	Standardized	280,940	approximately 280,940
Spain	Seguiment de les libèl·lules de Catalunya	Standardized	29,276	approximately 12,700
	Atlas of Odonata of Galicia	Opportunistic	15,533	7396
Sweden	Artportalen, Species Observation System	Opportunistic	169,860	93,039
	Provincial and county surveys	Standardized	45,898	45,898
United Kingdom	British Dragonfly Society Recording Scheme	Opportunistic	1,279,682	<25,600
	British Dragonfly Monitoring Scheme	Standardized	84,265	approximately 84,265
North America	Migratory Dragonfly Partnership, Pond Watch	Standardized	55,000	574
Canada	Atlantic Dragonfly Inventory Program	Opportunistic	21,591	≥13,294*
	Ontario Odonata Atlas Database	Opportunistic	96,080	61,386
United States	Maine Dragonfly and Damselfly Survey	Opportunistic	15,803	≥8755*
	New York Dragonfly and Damselfly Survey	Opportunistic	19,434	9126*
	Oklahoma Odonata Project	Opportunistic	55,288	33,729
Africa	Odonata Database of Africa	Opportunistic	134,756	84,313

Note: Abundance records consist of whole number counts or, when indicated by an asterisk (\*), numeric categories or ranges. Most records (95%–99%) are from observing adult stages.


Some of the most active citizen science for North American odonates has occurred in eastern Canada (Cannings 2019). The Ontario Odonata Atlas includes abundance observations in over 60% of nearly 100,000 total records (table 1). The Atlantic Dragonfly Inventory Program contains over 21,000 records, approximately 62% of which contain abundance information (table 1). Interest in odonates is seen elsewhere in Canada (British Columbia's Living Landscapes project, Entomofaune du Québec, Manitoba Dragonfly Survey) but lags compared to butterflies, and knowledge of abundance could be improved for virtually all odonate species nationwide (Acorn 2017, Cannings 2019).

**Africa.** Africa has two major databases for odonates: OdonataMAP (Loftie-Eaton et al. 2018) and the Odonata Database of Africa (Kipping et al. 2009). OdonataMAP has logged over 90,000 photographic citizen-science records from 32 countries, mostly (more than 90%) from South Africa (Loftie-Eaton et al. 2018), but no abundance information. The Odonata Database of Africa currently stores close to 135,000 records, of which about 84,000 (62%) contain abundance information (table 1). Most of the records come from the southern African region, led by South Africa (20%), Namibia (7%), Botswana (5%), and Zambia (5%); from the Democratic Republic of the Congo (5%) and Uganda (4%) in Central and East Africa; and from Gabon in West Africa (9%).

**Caveats and grey areas.** Table 1 ignores locations with extensive occurrence records but scarce abundance data (e.g., Mexico, Japan, Singapore, Taiwan), and so the overall proportion of abundance records is much smaller than shown. Furthermore, many of the abundances are not standardized (i.e., number of individuals per unit effort) and therefore may not help in estimating relative population sizes and abundance trends or would need sophisticated computational methods (e.g., Zipkin and Saunders 2018) to leverage the information. There also is variability in data access, with some sources open and freely available and others publicly inaccessible or requiring fees. For these reasons, and because of large information gaps (figure 1), far more geographic coverage, data points, standardization, and integration will be needed for a global perspective on odonate abundance.

The world map shows large grey areas (figure 1), much of it short on taxonomic descriptions and keys (the so-called Linnaean shortfall; Cardoso et al. 2011). South America, for example, supports high Odonata richness and mostly lacks identification tools required for citizen science. But manuals have been appearing (e.g., Lencioni 2017, Bota-Sierra et al. 2019) and valiant efforts are underway by researchers and a growing volunteer base to document distributions and abundance in the vast and rugged Brazilian Amazon and Cerrado regions (figure 2a–2b). Many well illustrated field guides have appeared over the past decade in Odonata-rich tropical Asia





**Figure 2.** (a, b) Training citizen scientists in the Brazilian Amazon to assess stream quality using dragonflies and damselflies (Odonata) and other bioindicators. Photographs: CEPAM/icmbio. For more information, visit [www.icmbio.gov.br/portal/monitoramento-2016/programas-de-monitoramento-da-biodiversidade-em-ucs](http://www.icmbio.gov.br/portal/monitoramento-2016/programas-de-monitoramento-da-biodiversidade-em-ucs). (c, d) *Aeshna mixta* resting and swarming in extremely high numbers in southwestern Ukraine on 8 August 2006. Photographs: E. Dyatlova and V. Kalkman.

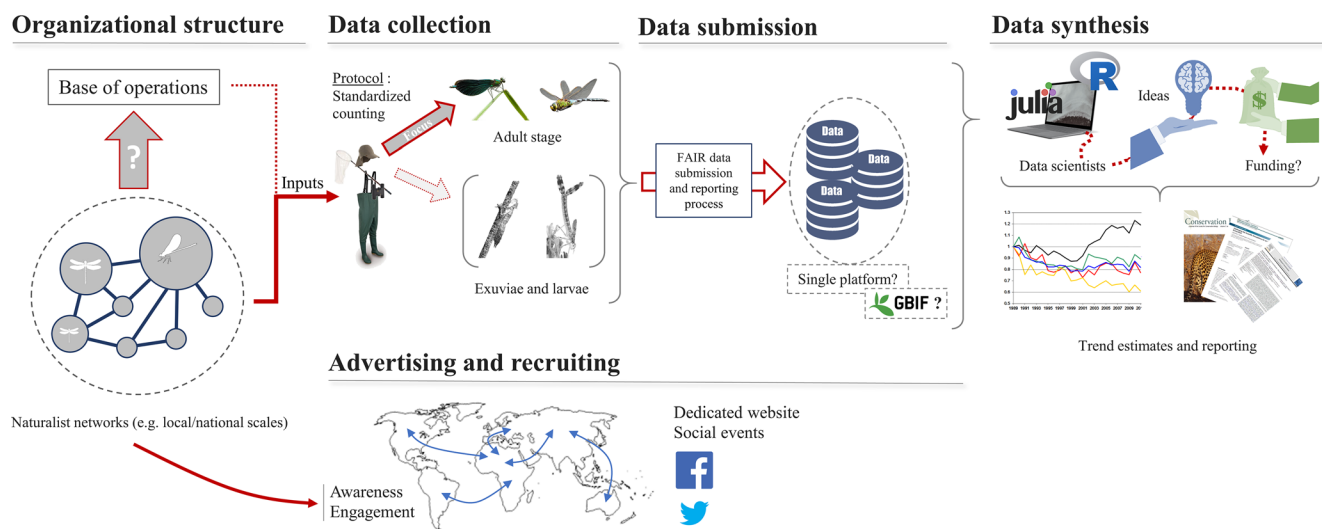
and Australasia, although with exceptions such as Australia, Hong Kong, Japan, New Zealand, Singapore, and Taiwan, an acute lack of distribution knowledge (the Wallacean shortfall; Cardoso et al. 2011) remains. Engaging bases of strong Odonata enthusiasm in Asia and South America is a priority moving forward.

### Moving forward

A successful global abundance initiative obviously requires coordination and many dedicated volunteers to motivate, shape, and implement the project. Borrowing from the butterfly experience, this section outlines basic plans and infrastructure toward global volunteer monitoring of odonate

abundance (figure 3). Our aim here is to spark interest and discourse on the approach and issues while leaving many details open for future discussions among Odonata enthusiasts, students, and researchers; general entomologists and naturalists; and interested conservation biologists, social scientists, data scientists, and others.

**Organizational structure.** Many large-scale monitoring schemes have worked well without being highly centralized or fueled by major funding (Cardoso and Leather 2019). A good example and strong model for odonates is the North American Butterfly Monitoring Network ([www.thebutterflynetwork.org](http://www.thebutterflynetwork.org)) launched in 2012. The network is a conglomeration of many



**Figure 3.** Proposed infrastructure for moving forward on global volunteer monitoring of dragonfly and damselfly (*Odonata*) abundance.

butterfly projects, programs, committees, and organizations along with individual lepidopterists, informatics experts, and downstream data users. Its goals are to track and consolidate North American butterfly recording efforts, standardize protocols and data sharing, recruit and train volunteers, and develop computational tools. The network has improved knowledge of not only butterfly geographical distributions but also their relative population sizes across years and the effects of large-scale environmental change.

The proposed initiative could benefit from having a central base of operations, an institution stepping forward with international reach and experience building extensive citizen networks (e.g., Cornell Lab of Ornithology, The Xerces Society for Invertebrate Conservation). With or without a dedicated institution, the implementation (outlined below) will require a core group of leaders or organizers and coalitions and coordination across regional or national levels. Arguably the hardest work and greatest achievement of the North American Butterfly Monitoring Network has been in uniting many regional and national entities that historically operated independently of each other (Taron and Ries 2015). International collaboration seems critical for standardization to minimize sampling effects (Dickinson et al. 2010) and enable global inference. The initiative should further aim to maximize the quality of participation, allowing members of the public to serve as collaborators and cocreators and not just data contributors (Shirk et al. 2012, Ries and Oberhauser 2015).

**Advertising and recruiting.** Once the data collection and submission protocol (discussed below) are in place, a massive outreach campaign (figure 3) will be needed to promote awareness and engage volunteers across continents, regions, nations, or even smaller jurisdictions. We should advertise

through social media platforms and the many Odonata societies and reach out to entomological and ornithological (many odonate enthusiasts are also birders) organizations that maintain vast citizen networks, such as Birds Canada and Britain's Buglife. A dedicated project website should help along with social opportunities to stimulate elements of fun, pride, inclusion, and (healthy) competition. For example, holding an annual event in desirable locations (e.g., the Algonquin Odonata Count held annually since 1996 in Algonquin Provincial Park, Ontario, Canada) or during a culturally and biologically significant time (e.g., Independence Day) when flight activity is at or near peak for many species and people are gathered at lakes and other prime odonate sites. Such events could be modeled after the North American Butterfly Association's counts program ([www.naba.org](http://www.naba.org)) and the Audubon Society's Christmas Bird Count, which supplied data crucial to documenting a nearly 30% decline since 1970 in the total North American avifauna (Rosenberg et al. 2019). For added capacity, the abundance campaign should coordinate with active citizen-science Odonata projects (e.g., Pond Watch) and professional biodiversity surveys and monitoring networks, such as the US Long Term Ecological Research Network, National Ecological Observatory Network, and Natural Heritage Network (Groves et al. 1995, Huang et al. 2020).

**Data collection.** In the pursuit of a universal or broadly applicable methodology for standardized volunteer-friendly odonate counting, we must look to the successes, challenges, and failures of past and present odonate abundance efforts. Equally important will be consultation of other broad-based initiatives and protocols, especially for butterflies (Taron and Ries 2015, Van Swaay et al. 2015). There are many challenges to volunteer-based standardized insect surveys (Weiser et al.



2020). In the present article, we cover a few key design elements as a starting point to more robust and detailed planning of data collection (figure 3).

The field protocol needs to be simple and flexible, designed to generate a large sample size and monitor trends, as in Pollard-style butterfly surveys (Pollard 1977, Taron and Ries 2015). Robust trends monitoring requires multiyear, effort-standardized data (Montgomery et al. 2020, Wagner 2020) and so volunteers would, at minimum, count odonates on a single within-year visit to a fixed locality and repeat the survey, preferably in consecutive years. Annual surveys should ideally occur during peak times of diel and seasonal activity and abundance, at approximately the same time of year while the researchers remain mindful of seasonal phenology that progressively shifts because of climate change (Didham et al. 2020). At least 10 years, preferably 15 or more, may be needed to overcome false baseline and snapshot effects and detect nonrandom trends in abundance (Fournier et al. 2019, White 2019, Didham et al. 2020).

Ideally counting will occur along fixed transect routes using a small detection window to improve detections (i.e., Pollard walk), at or immediately adjacent to water, controlling for habitat differences either by stratifying the counts or staying in a single habitat type. Although true random sampling is rarely possible for citizen science surveys, stratification will help account for site-selection bias and nonrandom placement of transects (Fournier et al. 2019, Weiser et al. 2020). The next best approach to transects or fully structured Pollard walks is keeping track of survey durations and other pertinent features that vary among data-collection events (e.g., start time, ambient temperature). Counting should aim at whole numbers and secondarily at numeric categories or ranges (e.g., 1–5, 6–20, 21–100, or more than 100 individuals; Bried et al. 2015). Enumerating species by sex (male or female), age (teneral or postteneral), pairs (tandem or mating), and oviposition attempts can be done and would help distinguish resident from immigrant abundance records (Patten et al. 2019). Ultimately, standardized counts do not give a true population estimate but generally suffice for indexing changes and patterns in relative abundance to ascertain where populations are declining and to what degree (Schmucki et al. 2016).

In general, adults will have to be targeted because Odonata citizen science typically avoids nonadult stages (larvae, exuviae) that require more work to sample and identify. Adult surveys can greatly improve species-level inventories compared to larval samples (Bried and Hinchliffe 2019), and in many cases adults are counted with ease (Moore 1991, Suh and Samways 2005). Although frequently on the move, their local abundance provides a means of correcting for their vagrancy (Bried et al. 2015, Patten et al. 2019), and rather than track specific localities we would analyze numerous records aggregated over the biosphere or very large areas (continents, biomes).

Adults of some species cannot be identified without capture, others exhibit elusive behavior (flying too swiftly

or at dusk, spending too much time over open water or up in tree canopies, etc.), and many regions still have undescribed species or lack user-friendly identification tools. Even readily observed and easily identified species may become difficult to track and enumerate during peak activity in locally diverse assemblages, or when they congregate in large numbers (figure 2c–2d) because of mass emergence, swarm feeding, and migration events. There is heightened risk of overlooking or miscounting rarer species and those of conservation significance belonging to mixed populations of similar looking species, although sometimes hand-net samples of confusing species mixes can be prorated to the relative numbers of each species in the total visual count. Volunteers will have to try their best to count everything they reliably can, with as rough numbers as necessary in overwhelming situations. Unidentified individuals should still be separated and counted to the extent possible (such as “8 sp. A and 37 sp. B,” “8 *Aeshna* and 37 *Enallagma*,” or “45 unidentified”), avoiding spurious zeros and facilitating total abundance and higher taxonomic level analyses.

**Data submission.** We should adhere to the FAIR (findable, accessible, interoperable, reusable; Wilkinson et al. 2016) principles for data submission and reporting (figure 3). Funding to build custom systems and technical support is difficult to find and even harder to maintain, so using an established biodiversity monitoring data portal (e.g., BioTIME; Dornelas et al. 2018) is the most realistic option for any new citizen science initiative. However, mature biodiversity platforms for managing observation data generally are designed for opportunistic records and not structured or semistructured survey programs (Kelling et al. 2019). The few portals that do support more organized data collections tend to either be very program specific (e.g., Breeding Bird Surveys, the many European butterfly monitoring schemes) or entirely generic but able to adapt to individual protocols (e.g., [www.CitSci.org](http://www.CitSci.org)).

Reporting abundances even as corollary information to an occurrence record is not straightforward or allowable in most portals (Ball-Damerow et al. 2019). In fact, the most useful reporting feature will allow users not only to enter abundances but also indicate whether they have included every species they observed on their trip, because this allows distinguishing presence-only from presence-absence data, which has substantial implications for the types of analyses possible (Zipkin and Saunders 2018). With exceptions such as eBird (Sullivan et al. 2009), eButterfly ([www.e-butterfly.org](http://www.e-butterfly.org)), and Observation.org ([www.observation.org](http://www.observation.org)), most biodiversity platforms, including major Odonata databases, do not allow users to indicate whether everything observed was reported.

The data management system will need to align with the semistructured protocol (Kelling et al. 2019) and support detailed information on effort including the exact route surveyed, detection window, and time spent on the survey (see ‘Data collection’). To this end, PollardBase

([www.pollardbase.org](http://www.pollardbase.org)) offers a useful platform that can be adapted for odonates (Doug Taron, The Chicago Academy of Sciences, Illinois, USA, personal communication, March 2020). PollardBase is built specifically around Pollard surveys and therefore accommodates information about the route and survey event (habitat, effort, conditions, etc.) and not just the butterfly observations. It was designed for flexibility across a network of various monitoring schemes ([www.thebutterflynetwork.org](http://www.thebutterflynetwork.org)) and to unify them into a maintainable structure (Taron and Ries 2015). Having a unified flexible platform should help to coordinate standardized odonate abundance monitoring across regions and projects (table 1). Perhaps the greatest barrier, on the basis of the butterfly experience, will be finding a home institution and sustained funding for long-term stability (Cardoso and Leather 2019, Kelling et al. 2019).

**Data synthesis.** The eventual challenge will be to integrate the accrued data toward a large-scale synthesis of odonate species abundances (figure 3). Data scientists from outside the Odonata sphere will be needed to help analyze and visualize the abundance patterns and trends. This could start by using available standardized abundances (figure 1, table 1) and first-year monitoring data to explore and potentially optimize sampling schemes for trends estimation (Callaghan et al. 2019, Weiser et al. 2019). Statistical methods and computational tools have advanced rapidly (Freckleton et al. 2020) and we will need to be on the cutting edge of approaches for large and complex data sets. We hope the proposed initiative opens new ideas, collaborations, and funding bids to support technical and synthetic activities such as data integration and meta-analyses.

## Conclusions

Insect population abundances are often poorly known but must be prioritized for assessing global insect trends moving forward (Cardoso and Leather 2019, Sánchez-Bayo and Wyckhuys 2019, Didham et al. 2020, Harvey et al. 2020, Montgomery et al. 2020). Given the dearth of abundance data, especially *standardized* abundance data, it is no surprise that open-access biodiversity databases are mined predominantly for taxonomic purposes and distribution records (Ball-Damerow et al. 2019). To be clear, we are not advocating for an overhaul of Odonata citizen science, but rather are encouraging an expanded focus on abundance and a more coordinated response at a critical time for insect conservation (Samways 2020). We see abundance as bonus information that flows from an already strong recording effort, and something to further stimulate the volunteer's sense of purpose and accomplishment.

An army of amateur naturalists may contribute far more data than a small cadre of professional observers (Ries and Oberhauser 2015). Citizen science promotes biophilia while contributing enormously to understanding large-scale biodiversity loss and environmental change, especially in developing or transitioning regions (Braschler 2009, Loos

et al. 2015). Even if a globally small percentage of enthusiasts becomes committed to standardized abundance counting or if those counts represent a similarly small percentage of the global submitted records, it will be far more information than we have now. Moreover, when counting becomes difficult (e.g., figure 2c–2d) or where abundance data reach insufficient quantity or quality, the background occurrence data will still be available and potentially useful.

The authors collectively have centuries of experience watching dragonflies and damselflies, and many of us have observed local declines (e.g., Córdoba-Aguilar and Rocha-Ortega 2019) at least anecdotally. Aquatic insects may not actually be facing widespread decline (van Klink et al. 2020), but with variation geographically and taxonomically this is difficult to infer at large scales (Saunders et al. 2020), which is exactly where citizen science is needed. Through a global network of volunteers, and by exploiting novel computational approaches and emerging technologies such as entomological radar (Didham et al. 2020, Montgomery et al. 2020), we can acquire a better understanding of odonate abundance, thereby curtailing the Prestonian shortfall for insects in general and helping us safeguard insect diversity into the future.

## Acknowledgments

Our thanks to John Acorn, Paul Brunelle, Martiño Cabana, Syd Cannings, Pedro Cardoso, Klaus-Jürgen Conze, Charl Deacon, Benoit Fontaine, Xavier Houard, Jens Kipping, Will Kuhn, Pere Luque, Milen Marinov, Nancy McIntyre, Dennis Paulson, Doug Taron, and Ami Thompson for sharing data or comments on this topic. The recent news and literature debate on insect declines provided the inspiration and the 2019 International Congress of Odonatology conference (Austin, Texas) helped in the genesis. We dedicate this article to the tireless Odonata citizen scientists past, present, and future.

## References cited

- Acorn JH. 2017. Entomological citizen science in Canada. *Canadian Entomologist* 149: 774–785.
- Ball-Damerow JE, Brenskelle L, Barve N, Soltis PS, Sierwald P, Bieler R, LaFrance R, Ariño AH, Guralnick RP. 2019. Research applications of primary biodiversity databases in the digital age. *PLOS ONE* 14: e0215794.
- Basset Y, Lamarre GPA. 2019. Toward a world that values insects. *Science* 364: 1230–1231.
- Bota-Sierra CA, Sandoval-H J, Ayala-Sánchez D, Novelo-Gutiérrez R. 2019. Libélulas de la Cordillera Occidental Colombiana, una mirada desde el Tatamá | Dragonflies of the Colombian Cordillera Occidental, A look from Tatamá. Independent Publishers.
- Braschler B. 2009. Successfully implementing a citizen-scientist approach to insect monitoring in a resource-poor country. *BioScience* 59: 103–104.
- Bried JT, Dillon AM, Hager BJ, Patten MA, Luttbeg B. 2015. Criteria to infer local species residency in standardized adult dragonfly surveys. *Freshwater Science* 34: 1105–1113.
- Bried JT, Samways MJ. 2015. A review of odonatology in freshwater applied ecology and conservation science. *Freshwater Science* 34: 1023–1031.
- Bried JT, Siepielski AM, Dvoretz D, Jog SK, Patten MA, Feng X, Davis CA. 2016. Species residency status affects model selection and hypothesis testing in freshwater community ecology. *Freshwater Biology* 61: 1568–1579.



- Bried JT, Hinchliffe RP. 2019. Improving taxonomic resolution in large-scale freshwater biodiversity monitoring: An example using wetlands and Odonata. *Insect Conservation and Diversity* 12: 9–17.
- Brockhaus T et al. 2015. Atlas der Libellen Deutschlands (Odonata). *Libellula Supplement* 14: 1–394.
- Callaghan CT, Poore AGB, Major RE, Rowley JJJ, Cornwell WK. 2019. Optimizing future biodiversity sampling by citizen scientists. *Proceedings of the Royal Society B* 286: 20191487.
- Cannings RA. 2019. Odonata of Canada. In Langor DW, Sheffield CS, eds. *The biota of Canada: A biodiversity assessment, part 1: The terrestrial arthropods*. *ZooKeys* 819: 227–241.
- Cardoso P, Erwin TL, Borges PAV, New TR. 2011. The seven impediments in invertebrate conservation and how to overcome them. *Biological Conservation* 144: 2647–2655.
- Cardoso P, Leather SR. 2019. Predicting a global insect apocalypse. *Insect Conservation and Diversity* 12: 263–267.
- Cardoso P et al. 2020. Scientists' warning to humanity on insect extinctions. *Biological Conservation* 242: 108426.
- Cham S, Nelson B, Parr A, Prentice S, Smallshire D, Taylor P. 2014. Atlas of dragonflies in Britain and Ireland. Field Studies Council.
- Clausnitzer V et al. 2009. Odonata enter the biodiversity crisis debate: The first global assessment of an insect group. *Biological Conservation* 142: 1864–1869.
- Cordero-Rivera A. 2017. Behavioral diversity (ethodiversity): A neglected level in the study of biodiversity. *Frontiers in Ecology and Evolution* 5: 7.
- Córdoba-Aguilar A (ed). 2008. *Dragonflies and Damselflies: Model Organisms for Ecological and Evolutionary Research*. Oxford University Press.
- Córdoba-Aguilar A, Rocha-Ortega M. 2019. Damselfly (Odonata: Calopterygidae) population decline in an urbanizing watershed. *Journal of Insect Science* 19: 30.
- Dee LE, Cowles J, Isbell F, Pau S, Gaines SD, Reich PB. 2019. When do ecosystem services depend on rare species? *Trends in Ecology and Evolution* 34: 746–758.
- de paiva Silva D, De Marco P, Resende DC. 2010. Adult odonate abundance and community assemblage measures as indicators of stream ecological integrity: A case study. *Ecological Indicators* 10: 744–752.
- Dickinson JL, Zuckerberg B, Bontar DN. 2010. Citizen science as an ecological and research tool: Challenges and benefits. *Annual Review of Ecology, Evolution, and Systematics* 41: 149–172.
- Didham et al. 2020. Interpreting insect declines: Seven challenges and a way forward. *Insect Conservation and Diversity* 13: 103–114.
- Dornelas M et al. 2018. BioTIME: A database of biodiversity time series for the Anthropocene. *Global Ecology and Biogeography* 27: 760–786.
- Forister ML, Pelton EM, Black SH. 2019. Declines in insect abundance and diversity: We know enough to act now. *Conservation Science and Practice* 1: e80.
- Fournier AMV, White ER, Heard SB. 2019. Site-selection bias and apparent population declines in long-term studies. *Conservation Biology* 33: 1370–1379.
- Freckleton R, Ellison A, Liow LH, O'Hara B. 2020. Ten years of *Methods in Ecology and Evolution*. *Methods in Ecology and Evolution* 11: 4–5.
- Gaston KJ, Blackburn TM, Greenwood JJD, Gregory RD, Quinn RM, Lawton JH. 2000. Abundance-occupancy relationships. *Journal of Applied Ecology* 37: 39–59.
- Goertzen D, Suhling F. 2019. Urbanization versus other land use: Diverging effects on dragonfly communities in Germany. *Diversity and Distributions* 25: 38–47.
- Groves CR, Klein ML, Breden TF. 1995. Natural Heritage Programs: Public-private partnerships for biodiversity conservation. *Wildlife Society Bulletin* 23: 784–790.
- Hance J. 2019. The Great Insect Dying: A Global Look at a Deepening Crisis. Mongabay. <https://news.mongabay.com/2019/06/the-great-insect-dying-a-global-look-at-a-deepening-crisis>.
- Harvey et al. 2020. International scientists formulate a roadmap for insect conservation and recovery. *Nature Ecology and Evolution* 4: 174–176.
- Hassall C. 2015. Odonata as candidate macroecological barometers for global climate change. *Freshwater Science* 34: 1040–1049.
- Huang T, Downs MR, Ma J, Zhao B. 2020. Collaboration across time and space in the LTER Network. *BioScience* 70: 353–364.
- Kelling et al. 2019. Using semistructured surveys to improve citizen science data for monitoring biodiversity. *BioScience* 69: 170–179.
- Kietzka GJ, Pryke JS, Gaigher R, Samways MJ. 2019. Applying the umbrella index across aquatic insect taxon sets for freshwater assessment. *Ecological Indicators* 107: 105655.
- Kipping J, Dijkstra K-DB, Clausnitzer V, Suhling F, Schütte K. 2009. Odonata Database of Africa (ODA). *Agrion* 13: 20–23.
- Komonen A, Halme P, Kotiaho JS. 2019. Alarmist by bad design: Strongly popularized unsubstantiated claims undermine credibility of conservation science. *Rethinking Ecology* 4: 17–19.
- Lemelin RH. 2007. Finding beauty in the dragon: The role of dragonflies in recreation and tourism. *Journal of Ecotourism* 6: 139–145.
- Lencioni FAA. 2017. *Damselflies of Brazil: An Illustrated Identification Guide: Southeast Region, first ed.* Self-published.
- Lewis SM et al. 2020. A global perspective on firefly extinction threats. *BioScience* 70: 157–167.
- Loftie-Eaton M, Underhill LG, Navarro R. 2018. OdonataMap: Progress report on the Atlas of Dragonflies and Damselflies of Africa 2016/17 and 2017/18. *Biodiversity Observations* 9: 1–10.
- Loos J, Horcea-Milcu AI, Kirkland P, Hartel T, Osváth-Ferencz M, Fischer J. 2015. Challenges for biodiversity monitoring using citizen science in transitioning social-ecological systems. *Journal for Nature Conservation* 26: 45–48.
- MacKenzie D, Nichols J, Royle J, Pollock K, Bailey L, Hines J. 2006. *Occupancy Estimation and Modeling: Inferring Patterns and Dynamics of Species Occurrence*. Elsevier.
- Magurran AE, Baillie SR, Buckland ST, Dick JM, Elston DA, Scott EM, Smith RI, Somerfield PJ, Watt AD. 2010. Long-term data sets in biodiversity research and monitoring: Assessing change in ecological communities through time. *Trends in Ecology and Evolution* 25: 574–582.
- May ML. 2019. Odonata: Who they are and what they have done for us lately: Classification and ecosystem services of dragonflies. *Insects* 10: E62.
- McKinley DC et al. 2017. Citizen science can improve conservation science, natural resource management, and environmental protection. *Biological Conservation* 208: 15–28.
- Montgomery GA, Dunn RR, Fox R, Jongejans E, Leather SR, Saunders ME, Shortall CR, Tingley MW, Wagner DL. 2020. Is the insect apocalypse on us? How to find out. *Biological Conservation* 241: 108327.
- Moore NW. 1991. The development of dragonfly communities and the consequences of territorial behavior: A 27-year study of small ponds at Woodwalton Fen, Cambridgeshire, United Kingdom. *Odonatologica* 20: 203–231.
- Ngiam RWJ, Lim WL, Collins CM. 2017. A balancing act in urban social-ecology: Human appreciation, ponds and dragonflies. *Urban Ecosystems* 20: 743–758.
- Patten MA, Bried JT, Smith-Patten BD. 2015. Survey data matter: Predicted niche of adult versus breeding Odonata. *Freshwater Science* 34: 1114–1122.
- Patten MA, Hjalmarsen EA, Smith-Patten BD, Bried JT. 2019. Breeding thresholds in opportunistic Odonata records. *Ecological Indicators* 106: 105460.
- Pollard E. 1977. A method for assessing changes in the abundance of butterflies. *Biological Conservation* 12: 115–134.
- Pollock JF. 2006. Detecting population declines over large areas with presence-absence, time-to-encounter, and count survey methods. *Conservation Biology* 20: 882–892.
- Ries L, Oberhauser K. 2015. A citizen army for science: Quantifying the contributions of citizen scientists to our understanding of monarch butterfly biology. *BioScience* 65: 419–430.
- Ries L, Zipkin EF, Guralnick RP. 2019. Tracking trends in monarch abundance over the 20<sup>th</sup> century is currently impossible using museum

- records. *Proceedings of the National Academy of Sciences* 116: 13745–12748.
- Rocha-Ortega M, Rodríguez P, Bried J, Abbott J, Córdoba-Aguilar A. 2020. Why do bugs perish? Range size and local vulnerability traits as surrogates of Odonata extinction risk. *Proceedings of the Royal Society B* 287: 20192645.
- Rosenberg KV et al. 2019. Decline of the North American avifauna. *Science* 366: 120–124.
- Samways MJ. 2015. Future-proofing insect diversity. *Current Opinion in Insect Science* 12: 71–78.
- Samways MJ. 2020. *Insect Conservation: A Global Synthesis*. CABI.
- Sánchez-Bayo F, Wyckhuys KAG. 2019. Worldwide declines of the entomofauna: A review of its drivers. *Biological Conservation* 232: 8–27.
- Sang A, Teder T. 2011. Dragonflies cause spatial and temporal heterogeneity in habitat quality for butterflies. *Insect Conservation and Diversity* 4: 257–264.
- Saunders ME, Janes JK, O’Hanlon JC. 2020. Moving on from the insect apocalypse narrative: Engaging with evidence-based insect conservation. *BioScience* 70: 80–89.
- Schmucki R et al. 2016. A regionally informed abundance index supporting integrative analyses across butterfly monitoring schemes. *Journal of Applied Ecology* 53: 501–510.
- Shirk JL et al. 2012. Public participation in scientific research: A framework for deliberate design. *Ecology and Society* 17: 29.
- Siepielski AM, Hasik AZ, Ousterhout BH. 2018. An ecological and evolutionary perspective on species coexistence under global change. *Current Opinion in Insect Science* 29: 71–77.
- Simaika JP, Samways MJ. 2008. Valuing dragonflies as service providers. Pages 109–123 in A. Córdoba-Aguilar, ed. *Dragonflies and Damselflies: Model Organisms for Ecological and Evolutionary Research*. Oxford University Press.
- Simaika JP, Samways MJ. 2018. Insect conservation psychology. *Journal of Insect Conservation* 22: 635–642.
- Suh AN, Samways MJ. 2005. Significance of temporal changes when designing a reservoir for conservation of dragonfly diversity. *Biodiversity and Conservation* 14: 165–178.
- Sullivan BL, Wood CL, Iliff MJ, Bonney RE, Fink D, Kelling, S. 2009. eBird: A citizen-based bird observation network in the biological sciences. *Biological Conservation* 142: 2282–2292.
- Taron D, Ries L. 2015. Butterfly monitoring for conservation. Pages 35–57 in Daniels J, ed. *Butterfly Conservation in North America*. Springer Science.
- Termaat T, van Grunsven RHA, Plate CL, van Strien AJ. 2015. Strong recovery of dragonflies in recent decades in The Netherlands. *Freshwater Science* 34: 1094–1104.
- Termaat T et al. 2019. Distribution trends of European dragonflies under climate change. *Diversity and Distributions* 25: 936–950.
- Thomas CD, Jones TH, Hartley SE. 2019. “Insectageddon”: A call for more robust data and rigorous analyses. *Global Change Biology* 25: 1991–1992.
- Thorne JH, O’Brien J, Forister ML, Shapiro AM. 2006. Building phenological models from presence/absence data for a butterfly fauna. *Ecological Applications* 16: 1842–1853.
- van Klink R, Bowler DE, Gongalsky KB, Swengel AB, Gentile A, Chase JM. 2020. Meta-analysis reveals declines in terrestrial but increases in freshwater insect abundances. *Science* 368: 417–420.
- Van Swaay C et al. 2015. Guidelines for standardized global butterfly monitoring. Group on Earth Observations Biodiversity Observation Network.
- Vorster C, Samways MJ, Simaika JP, Kipping J, Clausnitzer V, Suhling F, Dijkstra K-DB. 2020. Development of a new continental-scale index for freshwater assessment based on dragonfly assemblages. *Ecological Indicators* 109: 105810.
- Wagner DL. 2020. Insect declines in the Anthropocene. *Annual Review of Entomology* 65: 457–480.
- Weiser EL, Diffendorfer JE, Grundel R, López-Hoffman L, Pecoraro S, Semmens D, Thogmartin WE. 2019. Balancing sampling intensity against spatial coverage for a community science monitoring programme. *Journal of Applied Ecology* 56: 2252–2263.
- Weiser EL, Diffendorfer JE, Lopez-Hoffman L, Semmens D, Thogmartin WE. 2020. Challenges for leveraging citizen science to support statistically robust monitoring programs. *Biological Conservation* 242: 108411.
- Wepprich T, Adrion JR, Ries L, Wiedmann J, Haddad NM. 2019. Butterfly abundance declines over 20 years of systematic monitoring in Ohio. *PLOS ONE* 14: e0216270.
- White ER. 2019. Minimum time required to detect population trends: The need for long-term monitoring programs. *BioScience* 69: 40–46.
- Wilkinson MD et al. 2016. The FAIR guiding principles for scientific data management and stewardship. *Scientific Data* 3: 160018.
- Zipkin EF, Saunders SP. 2018. Synthesizing multiple data types for biological conservation using integrated population models. *Biological Conservation* 217: 240–250.

---

Jason Bried ([bried@okstate.edu](mailto:bried@okstate.edu)) is affiliated with the Illinois Natural History Survey at the University of Illinois, in Urbana-Champaign. Leslie Ries is affiliated with the Department of Biology at Georgetown University, in Washington, DC. Brenda “Bee” Smith and Michael Patten are affiliated with the Oklahoma Biological Survey at the University of Oklahoma, in Norman. John Abbott is affiliated with the Alabama Museum of Natural History at The University of Alabama, in Tuscaloosa. Joan Ball-Damerow is affiliated with the Lawrence Berkeley National Laboratory, in Berkeley, California. Robert Cannings is affiliated with the Royal British Columbia Museum, in Victoria, Canada. Adolfo Cordero-Rivera runs the ECOEVO Lab at the Universidade de Vigo, in Pontevedra, Spain. Alex Córdoba-Aguilar and Maya Rocha-Ortega are affiliated with the Departamento de Ecología Evolutiva at the Universidad Nacional Autónoma de México, in Coyoacán, México. Paulo De Marco is affiliated with the Departamento de Ecología at the Universidade Federal de Goiás, in Goiânia, Brazil. Klaas-Douwe “KD” Dijkstra and Vincent Kalkman are affiliated with the Naturalis Biodiversity Center in Leiden, Netherlands. Aleš Dolný is affiliated with the Department of Biology and Ecology at the University of Ostrava, in Ostrava, Czech Republic. Roy van Grunsven is affiliated with De Vlinderstichting, Dutch Butterfly Conservation, in Wageningen, Netherlands. David Halstead is affiliated with the School of Natural Resources and the Built Environment at Saskatchewan Polytechnic, in Prince Albert, Canada. Filip Harabiš is affiliated with the Department of Ecology at the Czech University of Life Sciences, in Prague, Czech Republic. Christopher Hassall is affiliated with the Institute of Integrative and Comparative Biology at the University of Leeds, in Leeds, United Kingdom. Martin Jeanmougin is affiliated with the Laboratoire d’Ecologie Alpine at the Université Grenoble Alpes—CNRS, in Grenoble, France. Colin Jones is affiliated with the Ontario Ministry of Natural Resources and Forestry in Peterborough, Canada. Leandro Juen is affiliated with the Instituto de Ciências Biológicas at the Universidade Federal do Pará, in Pará, Brazil. Gabriela Kietzka and Michael Samways are affiliated with the Department of Conservation Ecology and Entomology at Stellenbosch University, in Stellenbosch, South Africa. Celeste Searles Mazzacano owns and operates CASM Environmental, LLC, in Portland, Oregon. Albert Orr is affiliated with the Environmental Futures Research Institute at Griffith University, in Brisbane, Australia. Mary Ann Perron is affiliated with the Department of Biology at the University of Ottawa, in Ontario, Canada. Göran Sahlén is affiliated with Ecology and Environmental Science, RLAS at Halmstad University, in Halmstad, Sweden. Adam Siepielski is affiliated with the Department of Biological Sciences at the University of Arkansas, in Fayetteville. John Simaika is affiliated with the Department of Water Science and Engineering at IHE Delft Institute for Water Education, in Delft, Netherlands. Frank Suhling is affiliated with the Institute of Geocoology at Technische Universität Braunschweig, in Braunschweig, Germany. Les Underhill is affiliated with the Department of Biological Sciences at the University of Cape Town, in Rondebosch, South Africa. Erin White is affiliated with the New York Natural Heritage Program in Albany, New York.