



**Step      How to Approve an eForm**

**Navigation: Main Menu- Navigate to Manager Self Service-ePAF Homepage tile**


1      In this document, we will discuss how to evaluate and approve a form. If you are a designated workflow approver, you can use these steps to find and review forms that need your approval.

There are two ways to access your pending forms.

- As a form approver, you will receive an email notification with a link to the form. If you click on the link in the email, you can evaluate and approve forms as soon as they are routed to you.
- Access pending forms through the ePAF Homepage. Using this method, you can see all forms awaiting your approval and take action on one or more forms in a row.

2      Click the **EPAF HOMEPAGE** tile to get started. When you reach the ePAF Homepage, look for the Evaluate an ePAF task in the lower left sidebar.

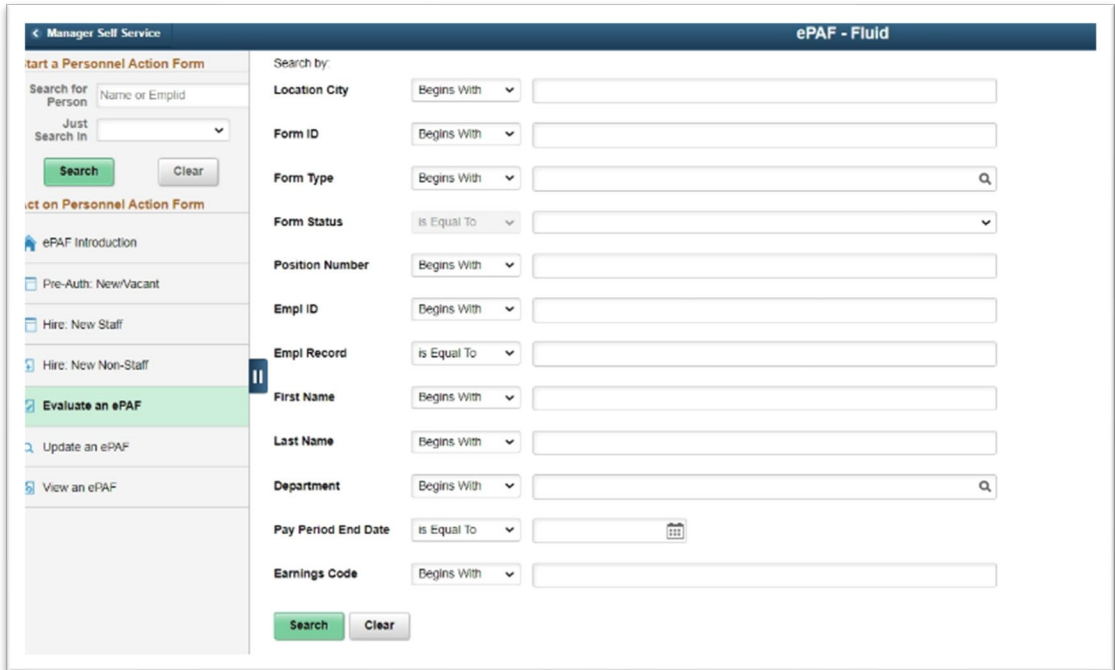
Click the **EVALUATE AN EPAF** link to search for your Pending forms.



3      You can search by **LOCATION CITY, FORM ID, FORM TYPE, FORM STATUS, POSITION NUMBER, EMPL ID, EMPL RECORD, FIRST or LAST NAME, DEPARTMENT, PAY PERIOD END DATE or EARNINGS CODE.**

You can use any combination of these fields to narrow your search. Or leave them all blank to see all forms awaiting your approval.

Click **SEARCH** to display your search results.





4

Search results will appear in a grid at the bottom of the page.

Hire New Person - no Pre-Auth	
Evaluate an ePAF	
Update an ePAF	
View an ePAF	

Form ID	Form Type	Form Status	Empl ID	Empl Record	Position Number	Department	First Name	Middle Name	Last Name	Original Date	La Of	
1	100851	STATUSCHG	Pending	700003	0	59000711	(blank)	Gideon	(blank)	Taylor	2020-06-15	yor
2	108845	STATUSCHG	Pending	700015	0	59000725	ACASMATH	Dash	(blank)	Malcarne	2020-12-01	me

Note: When accessing forms from the Evaluate link, you will only see forms where you are the current approver.

Click on any column heading to sort that column. For example, click the **LAST NAME** column heading to sort your forms alphabetically.

Click any part of the link to access that form for evaluation.

Note: If your search returns a single result, you'll skip the result list and go directly into the form.

5

Review the information on each page. If the form spans more than one page, click **NEXT** to continue through each page.

← Back
ePAF - Fluid

**Dash Malcarne**  
700015  
Record: 0

View Job Data

**File Attachments**

Status	Action	Description	File Name	Delete
1 <span style="color: green;">✔</span>	View	Retirement Letter	TestDoc.pdf	Replace


Add

**Comments**

\*\* Alisha Malcarne - Huron  
\*\* Tue, Dec 1 20, 02:53:03 PM  
This is a comment.

Deny
Recycle
Hold
Approve



6	<p>When you reach the last page of the form, scroll to the bottom of the page to find the Form Action buttons.</p> <p>The <b>APPROVE</b> button should be highlighted in light green. Click the Approve button to approve the form and advance the form to the next approver, if any.</p> <p>Otherwise, click the <b>DENY</b> button to deny the request. The deny button will stop the form and no other users may take action on a denied request.</p> <p>Use the <b>RECYCLE</b> button when the form cannot be approved as-is. Recycling the from will return it to the initiator. When recycling a form, it's a good idea to enter a comment to describe the reason that caused you to recycle it like any missing or incorrect information.</p> <div data-bbox="272 667 1458 1096"></div>
7	After Evaluating a form, you will be re-directed to a <b>Results</b> page.



8

On the **Results** page, you can review the current status of the approval workflow, as well as review all previous form actions.

Current Date Time	Step Title	User ID	Description	Form Action	Time Elapsed
12/01/2020 2:53:03PM	Initiated	malc0003	Alisha Malcarne - Huron	Submit	
12/01/2020 4:38:17PM	STATUSCHG_GT Dept Approver 1	malc0003	Alisha Malcarne - Huron	Recycle	1 hour 45 minutes
12/01/2020 4:52:12PM	Resubmitted	malc0003	Alisha Malcarne - Huron	Resubmit	13 minutes
12/01/2020 4:54:21PM	STATUSCHG_GT Dept Approver 1	malc0003	Alisha Malcarne - Huron	Approve	2 minutes

Click the **VIEW APPROVAL ROUTE** button to open a window showing the current state of the approval workflow.

For forms still in progress, the next approver will show in Pending status. Previous approvers will show in Approved status. Future approvers will show in Not Routed status.

For completely approved forms, all approvers will show in Approved status. Completely approved forms are considered Authorized.

**Review/Edit Approvers**

Basic Stage: G3FORM\_ID-108845 (Pending)

Basic Path:

- Approved: Alisha Malcarne - Huron STATUSCHG\_GT Dept Approver 1 (12/01/20 4:54PM)
- Pending: da2\_norman STATUSCHG\_GT Dept Approver 2
- Not Routed: ca1\_norman STATUSCHG\_GT College Approv 1
- Not Routed: ca2\_norman STATUSCHG\_GT College Approv 2
- Not Routed: ilovegood STATUSCHG\_GT Retirement
- Not Routed: Multiple Approvers STATUSCHG\_GT Provost



9

Next on the **Results** page, you can review the **Signature and Action Log**. This transaction log will list every action taken by any user.

The most recent actions appear at the bottom.

**CURRENT DATE AND TIME** shows the date and exact time of the form action.

**STEP TITLE** shows the phase or step of the form workflow, like Initiated, or the name of the Approval Step.

**USER ID** and description displays the user who took the action.

**FORM ACTION** describes the action, like Submitted or Approved.

**TIME ELAPSED** describes the amount of time between form actions.

The system action **EXECUTE** is used when the data from the form is updated in PeopleSoft.

[View Approval Route](#)

**Transaction / Signature Log** 4 rows

	Current Date Time	Step Title	User ID	Description	Form Action	Time Elapsed
1	12/01/2020 2:53:03PM	Initiated	malc0003	Alisha Malcarne - Huron	Submit	
2	12/01/2020 4:38:17PM	STATUSCHG_GT Dept Approver 1	malc0003	Alisha Malcarne - Huron	Recycle	1 hour 45 minutes
3	12/01/2020 4:52:12PM	Resubmitted	malc0003	Alisha Malcarne - Huron	Resubmit	13 minutes
4	12/01/2020 4:54:21PM	STATUSCHG_GT Dept Approver 1	malc0003	Alisha Malcarne - Huron	Approve	2 minutes

10

If you want to evaluate another form in your results list, expand the left side menu by clicking the center-left blue button and repeat your search.