


Recommended Mobile Applications

Concur Mobile

- Concur Mobile is an extremely useful tool for all Concur users, receipt capture from within the App adds the receipts to your “Available Receipts” for easy assignment to expenses
- Expense entry, report approvals and booking travel “on the go” are other frequently used parts of the app



The image shows the Concur Mobile app interface on both a smartphone and a tablet. The smartphone screen displays a menu with options: Travel (1 active, 4 upcoming trips), Expenses (\$2,345.00 open expenses), Expense Reports (3 unsubmitted reports), and Approvals (4 items to approve). The tablet screen shows a similar interface with a larger view of the Travel section. To the right of the devices, there is a green checkmark icon and the text "Connected with Concur Mobile". Below this, it says "Easily manage your travel and expenses with Concur direct from your smartphone." At the bottom right, there is a blue button labeled "Learn More".


✓ Connected with Concur Mobile

Easily manage your travel and expenses with Concur direct from your smartphone.

[Learn More](#)

TripIT – Personal Travel Assistant

- Always download the **FREE** version of this application,
- Your Login ID links you to the CCS Concur site, your account will auto-upgrade to TripIT **Pro**
- If you download the TripIT Pro Application you will be charged \$49 and have to request a credit back from TripIT



The image features the TripIT logo, which consists of the word "Tripit" in a stylized blue font with a network-like graphic above the 'i', and "from Concur" in a smaller blue font below it. Below the logo, the text "Your all-in-one travel organizer" is displayed in a blue font. To the right of the logo, there is a blue button labeled "Learn More".



All of your travel plans in one place.

Connect your accounts to have itineraries automatically flow into TripIt when booked in Concur.

[Learn More](#)

ExpenseIT

- Optical receipt capture will auto-create an expense including the vendor, amount, and transaction date shown on the receipt
- Hotel Receipts will auto-itemize when a photo of the Folio receipt is taken with ExpenseIT



Turn receipts into reports in a snap.

Turn receipts into expense reports in a snap.

Expense reporting just got a whole lot easier. Simply snap photos of your receipts from your smartphone and Concur will automatically create expense transactions for you.

[Learn More](#)